

**Auditors Report
&
Statement of Accounts
2013-2014**



Rajiv Gandhi Centre for Biotechnology
Thiruvananthapuram-695014

BALAN & CO.

CHARTERED ACCOUNTANTS

“Poornima” TC - 28/1186,

Sreekandeswaram

Trivandrum - 695023

Ph : 0471 - 6544766

e-mail : balanandcotvm@gmail.com

The Director

Rajiv Gandhi Centre For Biotechnology,

Thiruvananthapuram

AUDITORS REPORT

We have audited the attached Balance Sheet of the RAJIV GANDHI CENTRE FOR BIOTECHNOLOGY, THIRUVANANTHAPURAM, as at 31st March 2014 and the Income and Expenditure account as on that date annexed thereto. These financial statements are the responsibility of the management of the Centre. Our responsibility is to express an opinion on these financial statements based on our audit.

We have conducted our audit in accordance with auditing standards generally accepted in India. Those standards require that we plan and perform the audit to obtain reasonable assurance above whether the financial statements are free of material misstatement. An audit includes examining, on test basis, evidence supporting the amounts and disclosures in the financial statements. An audit also includes assessing the Accounting principles used and significant estimates presentation. We believe that our audit provides a reasonable basis for our opinion. We report that:-

1. We have obtained all the information and explanation, which to the best of our knowledge and belief were necessary for the purpose of our audit.
2. In our opinion proper books of accounts have been maintained by the centre, so far as it appears from our examination of these books and subject to the comments given below.
3. The said Balance Sheet, Income and Expenditure Account and Schedules thereon are in agreement with the books of accounts maintained by the centre.

And further subject to and read with Accounting Policies and other notes No. B-1 to B-5 given in Schedule - I attached to and forming part of accounts, in our opinion and to the best of our information and according to the explanation given to us, this said Balance Sheet and Income and Expenditure Account give a true and fair view in conformity with accounting principles generally accepted in India :-

- I. In the case of Balance Sheet of the state of affairs of the Centre as at 31st March 2014.
- II. In the case of Income and Expenditure account of the excess of income over Expenditure for the year ended on that date.

For BALAN & CO
Chartered Accountants
FRN. 000340S



Place: Trivandrum
Date: 07.08.2014

Pradeep Kumar Varma FCA
(Partner)
M.No. 207459

Rajiv Gandhi Centre for Biotechnology

Thiruvananthapuram

Schedule - I

SIGNIFICANT ACCOUNTING POLICIES AND NOTES ON ACCOUNTS FORMING PART OF ACCOUNTS FOR THE YEAR ENDED 31ST MARCH 2014

A- SIGNIFICANT ACCOUNTING POLICIES

A-1: ACCOUNTING CONVENTIONS:

The accompanying Financial Statements are prepared on historical cost convention.

A-2: FIXED ASSETS

The cost of assets acquired out of grant from externally funded projects and grant from Government are credited to General Fund and depreciation on such all assets acquired out of grant during the year has been written back to Income and Expenditure Account.

A-3: CLOSING STOCK

Stock of laboratory consumables/chemical is adjusted in the accounts at cost as taken, valued on FIFO Method.

A-4: DEPRECIATION

Depreciation on fixed assets has been charged under Written Down Value Method at the rate specified as per the Income Tax Act. Assets put to use for more than 180 days has been depreciated at full rate and Assets put use for less than 180 days has been depreciated at 50% of the said rates.

A-5: GRANT IN AID

Grant in aid received from Department of Bio-Technology has been credited to the General Fund to the extent of the amount spent for Capital Expenditure and the balance amount credited Income and Expenditure Account to the extent of actual utilisation for revenue expenses.

A-6: PROJECT ACCOUNTS

Income and Expenses of the Projects are accounted for on accrual basis. Balance amount of unutilized grant in aid as on the date of balance Sheet has been shown as Unspent Balance.

A-7: RETIREMENT BENEFIT SCHEMES

i . PROVIDENT FUND /PENSION FUND

General Provident Fund and Pension Scheme contribution of the Centre have been accounted for on accrual basis. The Leave Salary and Pension Contribution of the employee who is on deputation to the centre has also been accounted for.

ii . GRATUITY / SURRENDER LEAVE SALARY

The accruing liability on account of retirement gratuity to the employees of the Centre is covered under Group Gratuity Scheme of LIC of India and premium due there on is accounted on accrual basis.

A-8: INTEREST ON FIXED DEPOSITS

Interest accrued on deposits with various banks in respect of the Centre as on 31st March 2014 has been taken credit for in the accounts during the year on accrual basis.

B. NOTES ON ACCOUNTS

B-1 FIXED ASSETS

The fixed assets acquired out of externally funded projects are also included in Fixed Assets Schedule. The point at which the ownership of these assets passes on to the Centre is subject to the approval of the funding agency. A separate fixed asset register being prepared shows all relevant portion of assets acquired out of external grant.

B-2 Stock of Library Books and other fixed assets has been physically verified during the year and fixed assets register of the Centre has been duly updated by the Management.

B-3 Closing stock of consumables as on the date of Balance Sheet has been taken, valued and verified by the Management. Items issued from the main stores to the various labs are treated as consumed.

B-4 The centre has entered into a group of gratuity Insurance scheme with LIC of India and premium due up to 31.03.2014 has been provided in the books .The accruing liability on account of gratuity will be met by the LIC .

B-5 Previous year figures are rearranged or regrouped wherever necessary.

For BALAN & CO
Chartered Accountants
FRN. 000340S



Pradeep Kumar Varma FCA
(Partner)
M.No. 207459


Place: Trivandrum
Date: 07.08.2014

Consolidated
Statement of Accounts

RAJIV GANDHI CENTRE FOR BIOTECHNOLOGY
THIRUVANANTHAPURAM

BALANCE SHEET AS AT 31.03.2014


| <u>CAPITAL FUND AND LIABILITIES</u> | SCH NO | (Amount-Rs) | |
|---|---------------|-----------------------------|------------------------------|
| | | Current Year 2013-14 | Previous Year 2012-13 |
| GENERAL FUND | 1 | 956,175,745 | 1,025,686,724 |
| RESERVES AND SURPLUS | 2 | - | - |
| EARMARKED/ ENDOWMENT FUNDS | 3 | - | - |
| SECURED LOANS AND BORROWINGS | 4 | - | - |
| UNSECURED LOANS AND BORROWINGS | 5 | - | - |
| DEFERRED CREDIT LIABILITIES | 6 | - | - |
| CURRENT LIABILITIES AND PROVISIONS | 7 | 207,860,200 | 176,621,955 |
| UNSPENT BALANCE OF GRANT | 26 | (9,606,733) | (2,877,073) |
| UNSPENT BALANCE OF EXTERNAL PROJECTS | 27 | 38,336,927 | 28,628,124 |
| UNSPENT BALANCE OF GRANT II nd Campus | 26 a | (9,873,097) | (9,873,097) |
| UNSPENT BALANCE OF SUMMER TRAINING FUND | 29 | 1,336,339 | 1,436,953 |
| TOTAL | | 1,184,229,381 | 1,219,623,586 |
| ASSETS | | | |
| FIXED ASSETS | 8 | 710,140,187 | 545,262,538 |
| INVESTMENTS-FROM EARMARKED/ENDOWMENT FUNDS | 9 | | |
| INVESTMENTS-OTHERS | 10 | | |
| CURRENT ASSETS, LOANS, ADVANCES ETC. | 11 | 474,089,193 | 674,361,047 |
| MISCELLANEOUS EXPENDITURE (to the extent not written off or adjusted) | | | |
| TOTAL | | 1,184,229,381 | 1,219,623,586 |
| SIGNIFICANT ACCOUNTING POLICIES | 24 | | |
| CONTINGENT LIABILITIES AND NOTES ON ACCOUNTS | 25 | | |



M. BABU
FINANCE OFFICER



S. MOHANAN NAIR
SENIOR GENERAL MANAGER




K. M. NAIR, IRS (Retd)
CHIEF CONTROLLER

Vide our report of even date
For Balan & Co
Chartered Accountants
FRN . 000340S



Pradeep Kumar Varma, FCA
(Partner)
M.No. 207459



Prof. M RADHAKRISHNA PILLAI
FRCPATH, PhD, FASc, FNAsc
DIRECTOR

Place: Trivandrum
Date: 07.08.2014

SCHEDULES FORMING PART OF BALANCE SHEET AS AT 31.03.2014

| SCHEDULE 1- GENERAL FUND: | (Amount-Rs.) | |
|---|--------------------|----------------------|
| | Current Year | Previous Year |
| Balance as at the beginning of the year | 1,025,686,724 | 867,554,114 |
| Add: Amount utilised for acquiring capital asset | 42,671,081 | 148,776,456 |
| Amount Committed for Lab Equipment & Library Books | 32,328,675 | 253,621,513 |
| Free Hold Land allotted by Government of Kerala | 2,465,247 | 2 |
| Share of Overhead | 77,465,003 | 1,591,541 |
| Less: Depreciation provided for the above mentioned item written back | 100,574,666 | 79,626,071 |
| Previous Year expenditure of Second Campus transferred to General Fund | 1,000,000 | 285,284 |
| Institute share of Overheads now transferred to Pension Fund and others | 49,634,256 | 32,783,739 |
| Grant Received in Previous Year now accounted | 151,208,922 | 149,779,604 |
| Amount Committed for Lab Equipment & Library Books in the Previous year | 4,232,939 | 262,474,699 |
| Add/(Deduct): Balance of net income/(expenditure) transferred from Income & Expenditure A/c | | 16,617,797 |
| BALANCE AT THE YEAR-END | 956,175,745 | 1,025,686,724 |

Vide our report of even date

For Balan & Co
Chartered Accountants
FRN : 000340S



Pradeep Kumar Varma, FCA
(Partner)
M.No. 207459



K. M. NAIR, IRS (Retd)
CHIEF CONTROLLER



S. MOHANAN NAIR
SENIOR GENERAL MANAGER

Prof. M RADHAKRISHNA PILLAI
FRCP^{ath}, PhD, FASc, FNASc
DIRECTOR

Place: Trivandrum
Date: 07.08.2014

SCHEDULES FORMING PART OF BALANCE SHEET AS AT 31.03.2014

| SCHEDULE 2 - RESERVES AND SURPLUS | (Amount-Rs.) | | |
|--|--------------|---------------|---------------|
| | Current Year | Previous Year | Previous Year |
| 1. <u>Capital Reserve:</u> As per last Account Addition during the year Less: Deductions during the year | | | |
| 2. <u>Revaluation Reserve</u> As per last Account Addition during the year Less: Deductions during the year | | | |
| 3. <u>Special Reserve</u> As per last Account Addition during the year Less: Deductions during the year | | | |
| 4. <u>General Reserve</u> As per last Account Addition during the year Less: Deductions during the year | | | |
| TOTAL | NIL | NIL | NIL |

Vide our report of even date
For Balan & Co
Chartered Accountants
FRN . 000340S



Pradeep Kumar Varma, FCA
(Partner)
M.No. 207459



Prof. M RADHAKRISHNA PILLAI
FRCP^{ath}, PhD, FASc, FNASc
DIRECTOR



K. M. NAIR, IRS (Retd)
CHIEF CONTROLLER



S. MOHANAN NAIR
SENIOR GENERAL MANAGER



M. BABU
FINANCE OFFICER

Place: Trivandrum
Date: 07.08.2014

SCHEDULES FORMING PART OF BALANCE SHEET AS AT 31.03.2014

| SCHEDULE 3 - EARMARKED/ENDOWMENT FUNDS | (Amount-Rs.) | | | | | | |
|--|---------------------|---------|---------|---------|--------------|---------------|--|
| | FUND -WISE BREAK UP | | | | TOTAL | | |
| | Fund WW | Fund XX | Fund YY | Fund ZZ | Current Year | Previous Year | |
| a) Opening balance of the funds | | | | | | | |
| b) Additions to the Funds: | | | | | | | |
| i. Donation/grants | | | | | | | |
| ii. Income from investments made on account of funds | | | | | | | |
| iii. Other additions (specify nature) | | | | | | | |
| TOTAL (a+b) | | | | | | | |
| c) Utilisation/Expenditure towards objectives of funds | | | | | | | |
| i. Capital Expenditure | | | | | | | |
| Fixed Assets | | | | | | | |
| Others | | | | | | | |
| Total | | | | | | | |
| ii. Revenue Expenditure | | | | | | | |
| Salaries, Wages and allowances etc. | | | | | | | |
| Rent | | | | | | | |
| Other Administrative expenses | | | | | | | |
| Total | | | | | | | |
| TOTAL (c) | | | | | | | |
| NET BALANCE AS AT THE YEAR-END (a+b-c) | NIL | NIL | NIL | NIL | NIL | NIL | |

Notes

- Disclosures shall be made under relevant heads based on conditions attaching to the grants.
- Plan Funds received from the Central/State Governments are to be shown as separate Funds and not to be mixed up with any other Funds



M. BABU
FINANCE OFFICER



K. M. NAIR, IRS (Retd)
CHIEF CONTROLLER



S. MOHANAN NAIR
SENIOR GENERAL MANAGER



Prof. M RADHAKRISHNA PILLAI
FRCP^{ath}, PhD, FASc, FNASc
DIRECTOR

Vide our report of even date
For Balan & Co
Chartered Accountants
FRN . 000340S



Pradeep Kumar Varma, FCA
(Partner)
M.No. 207459

SCHEDULES FORMING PART OF BALANCE SHEET AS AT 31.03.2014

| | (Amount-Rs.) | |
|--|--------------|---------------|
| | Current Year | Previous Year |
| SCHEDULE 4 - SECURED LOANS AND BORROWINGS: | | |
| 1. Central Government | | |
| 2. State Government (Specify) | | |
| 3. Financial Institutions a) Term Loans b) Interest accrued and due | | |
| 4. Banks: a) Term Loans - Interest accrued and due b) Other Loans (specify) - Interest accrued and due | | |
| 5. Other Institutions and Agencies | | |
| 6. Debentures and Bonds | | |
| 7. Others (Specify) | | |
| Total | NIL | NIL |
| Note: Amounts due within one year | | |



M. BABU
FINANCE OFFICER

S. MOHANAN NAIR
SENIOR GENERAL MANAGER

K. M. NAIR, IRS (Retd)
CHIEF CONTROLLER



Prof. M RADHAKRISHNA PILLAI
FRCP^{ath}, PhD, FASc, FNASc
DIRECTOR


Vide our report of even date
For Balan & Co
Chartered Accountants
FRN . 000340S



Pradeep Kumar Varma, FCA
(Partner)
M.No. 207459

SCHEDULES FORMING PART OF BALANCE SHEET AS AT 31.03.2014


| SCHEDULES 5 - UNSECURED LOANS AND BORROWINGS | (Amount-Rs) | |
|--|--------------|---------------|
| | Current Year | Previous Year |
| 1. Central Government | | |
| 2. State Government (Specify) | | |
| 3. Financial Institutions | | |
| 4. Banks: | | |
| a) Term Loans | | |
| b) Other Loans (specify) | | |
| 5. Other Institutions and Agencies | | |
| 6. Debentures and Bonds | | |
| 7. Fixed Deposits | | |
| 8. Others (Specify) | | |
| Total | NIL | NIL |
| Note: Amounts due within one year | | |



M. BABU
FINANCE OFFICER



S. MOHANAN NAIR
SENIOR GENERAL MANAGER




K. M. NAIR, IRS (Retd)
CHIEF CONTROLLER

Vide our report of even date
For Balan & Co
Chartered Accountants
FRN . 000340S



Pradeep Kumar Varma, FCA
(Partner)
M.No. 207459




Prof. M RADHAKRISHNA PILLAI
FRCPATH, PhD, FASc, FNASc
DIRECTOR

Place: Trivandrum
Date: 07.08.2014

SCHEDULES FORMING PART OF BALANCE SHEET AS AT 31.03.2014


| SCHEDULES 6- UNSECURED LOANS AND BORROWINGS | (Amount-Rs) | |
|---|--------------|---------------|
| | Current Year | Previous Year |
| a) Acceptances secured by hypothecation of capital equipment and other assets | | |
| b) Others | | |
| Total | NIL | NIL |
| Note: Amounts due within one year | | |



M. BABU
FINANCE OFFICER



S. MOHANAN NAIR
SENIOR GENERAL MANAGER




K. M. NAIR, IRS (Retd)
CHIEF CONTROLLER

Vide our report of even date
For Balan & Co
Chartered Accountants
FRN . 000340S



Pradeep Kumar Varma, FCA
(Partner)
M.No. 207459



Prof. M RADHAKRISHNA PILLAI
FRCPATH, PhD, FASc, FNASc
DIRECTOR

Place: Trivandrum
Date: 07.08.2014

SCHEDULES FORMING PART OF BALANCE SHEET AS AT 31.03.2014

| SCHEDULE 7 - CURRENT LIABILITIES AND PROVISIONS | (Amount-Rs.) | |
|---|--------------|---------------|
| | Current Year | Previous Year |
| | Sub Sch No. | Sub Sch No. |
| A. CURRENT LIABILITIES | | |
| 1. Acceptances | | |
| 2. Sundry Creditors: | | |
| a) For Goods | | |
| b) Others | | |
| 3. Advances Received | | 54,646,089 |
| 4. Interest accrued but not due on: | | |
| a) Secured Loans/borrowings | | |
| b) Unsecured Loans/borrowings | 1 | 56,077,884 |
| 5. Statutory Liabilities: | | |
| a) Overdue | | |
| b) Others | 2 | 879,620 |
| 6. Other current Liabilities | 3 | 150,902,696 |
| Total (A) | | 207,860,200 |
| B. PROVISIONS | | |
| 1. For Taxation | | |
| 2. Gratuity | | |
| 3. Superannuation/Pension | | |
| 4. Accumulated Leave Encashment | | |
| 5. Trade Warranties/Claims | | |
| 6. Others (Specify) | | |
| Total (B) | | |
| Total (A+B) | | 176,621,955 |



M. BABU
 FINANCE OFFICER


S. MOHANAN NAIR
 SENIOR GENERAL MANAGER


K. M. NAIR, IRS (Retd)
 CHIEF CONTROLLER


Prof. M RADHAKRISHNA PILLAI
 FRCPATH, PhD, FASC, FNASC
 DIRECTOR

Vide our report of even date
 For Balan & Co
 Chartered Accountants
 FRN . 000340S


Pradeep Kumar Varma, FCA
 (Partner)
 M.No. 207459

SCHEDULE-8

FIXED ASSETS OF MAIN ACCOUNT

| S.L. No. | Particulars | Gross Block | | | | | | | | | | | |
|----------|---|------------------|-----|----------------|-----|------------------|-----|-----------------|-----|-----------------------|-----|--|--|
| | | As At 01.04.2013 | | Upto 30.9.2013 | | After 30.09.2013 | | Total Additions | | Deduction/ Adjustment | | | |
| | | Rs. | Ps. | Rs. | Ps. | Rs. | Ps. | Rs. | Ps. | Rs. | Ps. | | |
| 1 | Land (Free Hold - Main Campus) | | 1 | | | | | | | | | | |
| 2 | Land (Free Hold - Second Campus) | | 1 | | | | | | | | | | |
| 3 | BUILDING | 168,511,025 | | | | | | | | | | | |
| 4 | CENTRAL AIRCONDITION | 3,822,827 | | | | | | | | | | | |
| 5 | ELEVATOR | 4,802,000 | | | | | | | | | | | |
| 6 | INTERIOR DECORATION | 1,177,838 | | | | | | | | | | | |
| 7 | ANIMAL HOUSE | 7,639,279 | | | | | | | | | | | |
| 8 | BOREWELL | 259,411 | | | | | | | | | | | |
| 9 | OPEN WELL | 738,200 | | | | | | | | | | | |
| 10 | COLD ROOM | 944,136 | | | | | | | | | | | |
| 11 | LAB EQUIPMENT | 493,418,024 | | 172,680,218 | | 44,361,624 | | 217,041,842 | | | | | |
| 12 | FURNITURE | 11,734,865 | | 1,404,725 | | 1,930,967 | | 3,335,692 | | | | | |
| 13 | COMPUTER | 10,780,884 | | 49,661 | | 49,371 | | 99,032 | | | | | |
| 14 | AIR CONDITIONER | 2,256,353 | | | | | | | | | | | |
| 15 | MOTOR CAR | 2,589,757 | | | | | | | | | | | |
| 16 | LAB FURNITURE | 1,751,338 | | 4,149,340 | | 5,386,015 | | 9,535,355 | | | | | |
| 17 | OFFICE EQUIPMENT | 1,916,535 | | | | | | | | | | | |
| 18 | ELEC. EQUIPMENT | 1,675,596 | | | | | | | | | | | |
| 19 | WATER COOLER | 44,374 | | | | | | | | | | | |
| 20 | LAB ITEMS [NP] | 29,667 | | | | | | | | | | | |
| 21 | BOOKS | 10,125,758 | | 160,054 | | 95,265 | | 255,319 | | | | | |
| 22 | BOUNDARYWALL & ROAD | 212,471 | | | | | | | | | | | |
| 23 | VCR | 16,990 | | | | | | | | | | | |
| 24 | CYCLE | 4,533 | | | | | | | | | | | |
| 25 | TELEVISION | 16,400 | | | | | | | | | | | |
| 26 | MACHINERY | 31,679 | | | | | | | | | | | |
| 27 | OTHER ASSETS | 80,634 | | 98,500 | | 558,670 | | 657,170 | | | | | |
| 28 | GENERATOR | 1,233,600 | | | | | | | | | | | |
| 29 | MOPED | 24,780 | | | | | | | | | | | |
| 30 | ANIMAL CAGE | 705,029 | | | | | | | | | | | |
| 31 | Lab Equipment(Sashi Project) | 213,306 | | | | | | | | | | | |
| 32 | Automation Computer - Attendance system | 137,588 | | | | | | | | | | | |
| 33 | Automation - epabx | 116,480 | | | | | | | | | | | |
| 34 | Corpus fund - computer | 57,600 | | | | | | | | | | | |
| 35 | Corpus fund - furniture | 10,935 | | | | | | | | | | | |
| 36 | Corpus fund - Motor Car | 477,500 | | | | | | | | | | | |
| 37 | Hostel amenities - utensils | 461,697 | | | | | | | | | | | |

FORM OF FINANCIAL STATEMENTS (NON-PROFIT ORGANISATIONS)
SCHEDULES FORMING PART OF BALANCE SHEET AS AT 31.03.2014


| | DEPRECIATION | | | | | | | | | | NET BLOCK | | | | |
|--|---------------------|-----|-----------|---------------------|-----|--------------|-----|--------------------|-----|---------------------|-----------|---------------------|-----|---------------------|-----|
| | As At 31.03.2014 | | Rate % | As At 01.04.2013 | | For the year | | Sale Adjustment | | As At 31.03.2014 | | As at 31.03.2014 | | As At 31.03.2013 | |
| | Rs. | Ps. | | Rs. | Ps. | Rs. | Ps. | Rs. | Ps. | Rs. | Ps. | Rs. | Ps. | Rs. | Ps. |
| | | 1 | - | | - | | - | | - | | - | | 1 | | 1 |
| | | 1 | - | | - | | - | | - | | - | | 1 | | 1 |
| | 168,511,025 | | 10 | 93,964,422 | | 7,454,660 | | - | | 101,419,082 | | 67,091,943 | | 74,546,603 | |
| | 3,822,827 | | 15 | 3,376,128 | | 67,005 | | - | | 3,443,133 | | 379,694 | | 446,699 | |
| | 4,802,000 | | 15 | 3,481,553 | | 198,067 | | - | | 3,679,620 | | 1,122,380 | | 1,320,447 | |
| | 1,177,838 | | 10 | 862,783 | | 31,506 | | - | | 894,288 | | 283,550 | | 315,055 | |
| | 7,639,279 | | 10 | 5,595,684 | | 204,360 | | - | | 5,800,043 | | 1,839,236 | | 2,043,595 | |
| | 259,411 | | 10 | 172,602 | | 8,681 | | - | | 181,283 | | 78,128 | | 86,809 | |
| | 738,200 | | 10 | 539,034 | | 19,917 | | - | | 558,951 | | 179,249 | | 199,166 | |
| | 944,136 | | 15 | 846,987 | | 14,572 | | - | | 861,559 | | 82,577 | | 97,149 | |
| | 710,459,866 | | 15 | 193,214,802 | | 74,259,638 | | - | | 267,474,440 | | 442,985,426 | | 300,203,222 | |
| | 15,070,557 | | 10 | 5,899,129 | | 820,594 | | - | | 6,719,724 | | 8,350,833 | | 5,835,736 | |
| | 10,879,916 | | 60 | 9,389,708 | | 879,313 | | - | | 10,269,022 | | 610,894 | | 1,391,176 | |
| | 2,256,353 | | 15 | 1,301,925 | | 143,164 | | - | | 1,445,089 | | 811,264 | | 954,428 | |
| | 2,589,757 | | 15 | 1,086,828 | | 225,439 | | - | | 1,312,267 | | 1,277,490 | | 1,502,929 | |
| | 11,286,693 | | 10 | 1,052,136 | | 754,155 | | - | | 1,806,291 | | 9,480,402 | | 699,202 | |
| | 1,916,535 | | 15 | 1,520,323 | | 59,432 | | - | | 1,579,755 | | 336,780 | | 396,212 | |
| | 1,675,596 | | 10 | 590,212 | | 108,538 | | - | | 698,751 | | 976,845 | | 1,085,384 | |
| | 44,374 | | 15 | 40,489 | | 583 | | - | | 41,071 | | 3,303 | | 3,885 | |
| | 29,667 | | 15 | 29,146 | | 78 | | - | | 29,224 | | 443 | | 521 | |
| | 10,381,077 | | 60 | 8,959,184 | | 824,556 | | - | | 9,783,740 | | 597,337 | | 1,166,574 | |
| | 212,471 | | 10 | 163,660 | | 4,881 | | - | | 168,541 | | 43,930 | | 48,811 | |
| | 16,990 | | 15 | 16,620 | | 56 | | - | | 16,675 | | 315 | | 370 | |
| | 4,533 | | 15 | 4,398 | | 20 | | - | | 4,419 | | 114 | | 135 | |
| | 16,400 | | 15 | 15,528 | | 131 | | - | | 15,659 | | 741 | | 872 | |
| | 31,679 | | 15 | 31,166 | | 77 | | - | | 31,243 | | 436 | | 513 | |
| | 737,804 | | 15 | 66,081 | | 58,858 | | - | | 124,939 | | 612,865 | | 14,553 | |
| | 1,233,600 | | 15 | 1,190,033 | | 6,535 | | - | | 1,196,568 | | 37,032 | | 43,567 | |
| | 24,780 | | 15 | 21,562 | | 483 | | - | | 22,045 | | 2,735 | | 3,218 | |
| | 705,029 | | 15 | 540,440 | | 24,688 | | - | | 565,128 | | 139,901 | | 164,589 | |
| | 213,306 | | 15 | 201,963 | | 1,702 | | - | | 203,664 | | 9,642 | | 11,343 | |
| | 137,588 | | 60 | 137,155 | | 260 | | - | | 137,415 | | 173 | | 433 | |
| | 116,480 | | 60 | 116,179 | | 180 | | - | | 116,360 | | 120 | | 301 | |
| | 57,600 | | 60 | 57,515 | | 51 | | - | | 57,566 | | 34 | | 85 | |
| | 10,935 | | 15 | 7,780 | | 473 | | - | | 8,253 | | 2,682 | | 3,155 | |
| | 477,500 | | 15 | 339,732 | | 20,665 | | - | | 360,397 | | 117,103 | | 137,768 | |
| | 461,697 | | 15 | 316,944 | | 21,713 | | - | | 338,657 | | 123,040 | | 144,753 | |

SCHEDULE-8 Contd...

FIXED ASSETS OF MAIN ACCOUNT

| | | | | | | | |
|----|---|--------------------|--------------------|-------------------|--------------------|---------------|--------|
| 38 | Library equipment | 296,039 | | | - | | |
| 39 | Summer Training Proj (Dr T R Santosh) Equipment | 7,900 | | | - | | |
| 40 | CF new proj - equipments (animal house) | 50,971 | | | - | | |
| 41 | Molecular med- pathology lab Refrigerator | 70,201 | | | - | | |
| 42 | DNA Test Fee Equipment | 9,500 | | | - | | |
| 43 | Instrumentation Equipment | 243,974 | | | - | | |
| 44 | Library Database & Software | 176,851 | | | - | | |
| 45 | OYP Prog Dr.Sree Kumar Equipment | 38,420 | | | - | | |
| 46 | Summer Training Proj (Dr . Karun) Equipment | 34,646 | | | - | | |
| 47 | RFDF Equipment | 549,427 | | | - | | |
| 48 | RFMD Equipment | 451,021 | | | - | | |
| 49 | Canteen Utensils | 161,671 | | | - | | |
| 50 | Software & Database | 1,343,529 | | | - | - | 11,408 |
| 51 | Fire Fighting System | 1,380,087 | 189,598 | 694,547 | 884,145 | | |
| 52 | Monor Eqipment | 133,554 | | | - | | |
| | CAPITAL WORK IN PROGRESS | - | | | - | | |
| 53 | Work Civil Building - Others | 2,261,576 | | | - | | |
| 54 | Work- Civil PHASE III | 20,329,522 | | | - | | |
| 54 | Work-Civil Sevarage System | 3,068,230 | | | - | | |
| 55 | Work-Civil Minor | 2,442,215 | | | - | | |
| 56 | Work- Electrical | 694,698 | | | - | | |
| 57 | Work- Electrical-Building Phase III | 17,068,923 | 4,532,273 | 1,257,031 | 5,789,304 | | |
| 58 | Works | 22,247,341 | 4,423,930 | 6,892,058 | 11,315,988 | | |
| 59 | Land Development | | | 1,666,110 | 1,666,110 | | |
| | TOTAL | 801,079,385 | 187,688,299 | 62,891,658 | 250,579,957 | 11,408 | |

| SCHEDULE-VIII FIXED ASSETS OF PROJECT ACCOUNT | ADDITIONS | | | | | | | | |
|---|---------------------|-----|--------------------|-----|---------------------|-----|--------------------|-----|-------------|
| | AS AT 01.04.2013 | | UPTO 30.09.2013 | | AFTER 30.09.2013 | | TOTAL ADDITIONS | | DEDUCTION / |
| | Rs. | Ps. | Rs. | Ps. | Rs. | Ps. | Rs. | Ps. | |
| Contingency Assests | 1,784,084 | | 1,823,312 | | 276,366 | | 2,099,678 | | |
| Equipment | 80,067,288 | | 2,675,076 | | 10,111,093 | | 12,786,169 | | |
| Furniture | 87,917 | | | | | | - | | |
| STF Contingency Assets | 79,226 | | | | | | - | | |
| LMMD Contingency Asset | 13,875 | | | | | | - | | |
| | 82,032,389 | | 4,498,388 | | 10,387,459 | | 14,885,847 | | |


M. BABU
FINANCE OFFICER


S. MOHANAN NAIR
SENIOR GENERAL MANAGER



K. M. NAIR, IRS (Retd)
CHIEF CONTROLLER


Place: Trivandrum
Date: 07.08.2014

FORM OF FINANCIAL STATEMENTS (NON-PROFIT ORGANISATIONS)
SCHEDULES FORMING PART OF BALANCE SHEET AS AT 31.03.2014

| | | | | | | | | |
|--|----------------------|----|--------------------|-------------------|--------------|--------------------|--------------------|--------------------|
| | 296,039 | 25 | 204,826 | 22,803 | - | 227,629 | 68,410 | 91,213 |
| | 7,900 | 15 | 5,621 | 342 | - | 5,963 | 1,937 | 2,279 |
| | 50,971 | 15 | 32,525 | 2,767 | - | 35,292 | 15,679 | 18,446 |
| | 70,201 | 10 | 39,519 | 3,068 | - | 42,587 | 27,614 | 30,682 |
| | 9,500 | 15 | 6,276 | 484 | - | 6,759 | 2,741 | 3,224 |
| | 243,974 | 15 | 67,223 | 26,513 | - | 93,736 | 150,238 | 176,751 |
| | 176,851 | 60 | 154,025 | 13,696 | - | 167,720 | 9,131 | 22,826 |
| | 38,420 | 15 | 25,378 | 1,956 | - | 27,335 | 11,085 | 13,042 |
| | 34,646 | 15 | 22,886 | 1,764 | - | 24,650 | 9,996 | 11,760 |
| | 549,427 | 15 | 329,802 | 32,944 | - | 362,745 | 186,682 | 219,625 |
| | 451,021 | 15 | 270,912 | 27,016 | - | 297,929 | 153,092 | 180,109 |
| | 161,671 | 15 | 50,269 | 16,710 | - | 66,980 | 94,691 | 111,402 |
| | 1,332,121 | 60 | 946,576 | 238,172 | 6,841 | 1,177,907 | 154,214 | 396,953 |
| | 2,264,232 | 15 | 523,534 | 209,014 | - | 732,547 | 1,531,685 | 856,553 |
| | 133,554 | 15 | 20,033 | 17,028 | - | 37,061 | 96,493 | 113,521 |
| | - | | | | | | | |
| | 2,261,576 | | | | | | 2,261,576 | 2,261,576 |
| | 20,329,522 | | - | | | - | 20,329,522 | 20,329,522 |
| | 3,068,230 | | - | | | - | 3,068,230 | 3,068,230 |
| | 2,442,215 | | - | | | - | 2,442,215 | 2,442,215 |
| | 694,698 | | - | | | - | 694,698 | 694,698 |
| | 22,858,227 | | | | | | 22,858,227 | 17,068,923 |
| | 33,563,329 | | | | | | 33,563,329 | 22,247,341 |
| | 1,666,110 | | | | | | 1,666,110 | |
| | 1,051,647,936 | | 337,849,238 | 86,829,308 | 6,841 | 424,671,705 | 626,976,231 | 463,230,147 |

| ADJUSTMENT | DEPRECIATION | | | | | | | |
|------------|---------------------|-----|--------|-----|-------------------|-----|---------------------|-----|
| | AS AT 04.01.2014 | | Rate % | | FOR THE YEAR | | AS AT 04.01.2014 | |
| | Rs. | Ps. | Rs. | Ps. | Rs. | Ps. | Rs. | Ps. |
| | 3,883,762 | | 15 | | 561,837 | | 3,321,926 | |
| | 92,853,457 | | 15 | | 13,169,687 | | 79,683,770 | |
| | 87,917 | | 10 | | 8,792 | | 79,125 | |
| | 79,226 | | 15 | | 11,884 | | 67,342 | |
| | 13,875 | | 15 | | 2,081 | | 11,794 | |
| - | 96,918,236 | | | | 13,754,280 | | 83,163,956 | |


Prof. M RADHAKRISHNA PILLAI
FRCPATH, PhD, FASc, FNASc
DIRECTOR


Pradeep Kumar Varma, FCA
(Partner)
M.No. 207459

Vide our report of even date
For Balan & Co
Chartered Accountants
FRN . 000340S

FORM OF FINANCIAL STATEMENTS (NON-PROFIT ORGANISATIONS)
RAJIV GANDHI CENTRE FOR BIOTECHNOLOGY, THIRUVANANTHAPURAM

SCHEDULES FORMING PART OF BALANCE SHEET AS AT 31.03.2014


| SCHEDULE 9 - INVESTMENTS FROM EARNMARKED/ ENDOWMENT FUNDS | (Amount-Rs.) | |
|--|--------------|---------------|
| | Current Year | Previous Year |
| 1. In Government Securities | | |
| 2. Other approved Securities | | |
| 3. Shares | | |
| 4. Debentures and Bonds | | |
| 5. Subsidiaries and Joint Ventures | | |
| 6. Others (to be specified) | | |
| TOTAL | NIL | NIL |



M. BABU
FINANCE OFFICER



S. MOHANAN NAIR
SENIOR GENERAL MANAGER



K. M. NAIR, IRS (Retd)
CHIEF CONTROLLER



Prof. M RADHAKRISHNA PILLAI
FRCP^{ath}, PhD, FASc, FNASc
DIRECTOR

Vide our report of even date
For Balan & Co
Chartered Accountants
FRN . 000340S



Pradeep Kumar Varma, FCA
(Partner)
M.No. 207459

Place: Trivandrum
Date: 07.08.2014

FORM OF FINANCIAL STATEMENTS (NON-PROFIT ORGANISATIONS)
 RAJIV GANDHI CENTRE FOR BIOTECHNOLOGY, THIRUVANANTHAPURAM

SCHEDULES FORMING PART OF BALANCE SHEET AS AT 31.03.2014

| SCHEDULE 10 - INVESTMENTS OTHERS | (Amount-Rs.) | |
|---|---------------------|----------------------|
| | Current Year | Previous Year |
| 1. In Government Securities | | |
| 2. Other approved Securities | | |
| 3. Shares | | |
| 4. Debentures and Bonds | | |
| 5. Subsidiaries and Joint Ventures | | |
| 6. Others (to be specified) | | |
| TOTAL | NIL | NIL |



M. BABU
FINANCE OFFICER



S. MOHANAN NAIR
SENIOR GENERAL MANAGER



K. M. NAIR, IRS (Retd)
CHIEF CONTROLLER



Prof. M RADHAKRISHNA PILLAI
FRCPath, PhD, FASc, FNASc
DIRECTOR

Vide our report of even date
For Balan & Co
Chartered Accountants
FRN . 000340S



Pradeep Kumar Varma, FCA
(Partner)
M.No. 207459

Place: Trivandrum
Date: 07.08.2014


SCHEDULES FORMING PART OF BALANCE SHEET AS AT 31.03.2014

| SCHEDULE 11 - CURRENT ASSETS, LOANS, ADVANCES ETC | (Amount-Rs.) | | | |
|--|---------------------|--------------------|----------------------|--------------------|
| | Current Year | | Previous Year | |
| | Sub. Sch.No | | Sub. Sch.No | |
| A. CURRENT ASSETS: | | | | |
| 1. Inventories: | | | | |
| a) Stores and Spares | | 531,205 | | 776,132 |
| b) Loose Tools | | | | |
| c) Stock-in-trade | | | | |
| Finished Goods | | | | |
| Work-in-progress | | | | |
| Raw Materials | | | | |
| 2. Sundry Debtors: | | | | |
| a) Debts Outstanding for a period exceeding six months | | | | |
| b) Others | | | | |
| 3. Cash balances in hand (including cheques/drafts and imprest) | 4 | 16,754 | 4 | 11,037 |
| 4. Bank Balances: | | | | |
| <u>Institute balance</u> | | | | |
| a) With Scheduled Banks: | | | | |
| -On Current Accounts | 5 | | 5 | |
| -On Deposit Accounts (includes margin money) | 5 | 121,084,422 | 5 | 159,426,171 |
| -On Savings Accounts | 5 | 71,050,930 | 5 | 275,377,564 |
| b) With non-Scheduled Banks: | | | | |
| -On Current Accounts | | | | |
| -On Deposit Accounts | | | | |
| -On Savings Accounts | | | | |
| <u>Project Balance</u> | | | | |
| a) With Scheduled Banks: | | | | |
| -On Current Accounts | | | | |
| -On Deposit Accounts (includes margin money) | 7 | 53,715,569 | 7 | 32,805,991 |
| -On Savings Accounts | 5 | 9,784,219 | 5 | 21,611,748 |
| b) With non-Scheduled Banks: | | | | |
| -On Current Accounts | | | | |
| -On Deposit Accounts | | | | |
| -On Savings Accounts | | | | |
| 5. Post Office- Savings Accounts | | | | |
| TOTAL (A) | | 256,183,099 | | 490,008,643 |

| SCHEDULE 11 - CURRENT ASSETS, LOANS, ADVANCES ETC | (Amount-Rs.) | | | |
|---|--------------|--------------------|--------------------|--|
| | Current Year | | Previous Year | |
| | Sub. Sch.No | | Sub. Sch.No | |
| B. LOANS, ADVANCES AND OTHER ASSETS | | | | |
| 1. Loans: | | | | |
| a) Staff (Motor Car Advance) | | | | |
| b) Other Entities engaged in activities /objectives similar to that of the Entity | | | | |
| c) Other (specify) | | | | |
| 2. Advances and other amounts recoverable in cash or in kind or for value to be received: | | | | |
| a) On Capital Account | | | | |
| b) Prepayments | | | | |
| c) Others | | | | |
| 3. Income Accrued: | | | | |
| a) On Investments from Earmarked/ Endowment Funds | | | | |
| b) On Investments-Others | | | | |
| c) On Loans and Advances | | | | |
| d) Others | | | | |
| (includes income due unrealized-Rs.....) | | | | |
| 4. <u>Claims Receivable</u> | | | | |
| TOTAL (B) | | 217,906,094 | 184,352,404 | |
| TOTAL (A+B) | | 474,089,193 | 674,361,047 | |


S. MOHANAN NAIR
 SENIOR GENERAL MANAGER


K. M. NAIR, IRS (Retd)
 CHIEF CONTROLLER



Prof. M RADHAKRISHNA PILLAI
 FRCPATH, PhD, FASc, FNAsc
 DIRECTOR

Vide our report of even date
 For Balan & Co
 Chartered Accountants
 FRN . 000340S



Pradeep Kumar Varma, FCA
 (Partner)
 M.No. 207459

Place: Trivandrum
 Date: 07.08.2014


M. BABU
 FINANCE OFFICER

STATEMENT OF UNSPENT BALANCE OF

SCHEDULE 27

| SL. No. | PROJECT | OPENING BALANCE | | GRANT RECEIVED | |
|---------|--|-----------------|-----------|----------------|-----|
| | | Rs. | Ps. | Rs. | Ps. |
| 1 | A-15 DST DR.SUPARNA | | (86,986) | | |
| 2 | A-22 DISC | | 412,425 | | |
| 3 | A-27 DBT PHASE III | | 1,212,147 | | |
| 4 | A-48 DBT DR. MRP CURCUMIN | | (57,009) | | |
| 5 | A-49 DST (ARSENIC) DR. MRP | | (148,921) | | |
| 6 | A-52 DST DR.T.R.SANTHOSH | | (338,295) | | |
| 7 | A-59 DBT DR.PRADEEP KUMAR | | (265,083) | | |
| 8 | A-62 STEC DR.E.V SONIYA | | 86,380 | | |
| 9 | A-67 TB DR.RUBY | | (544,848) | | |
| 10 | A-70 DST DR.E.V SONIA | | (27,318) | | |
| 11 | A-72 DBT DR. MOINAK BANERJEE | | (354,509) | | |
| 12 | A-77 ICMR DR. RUBY JOHN ANTO | | (118,550) | | |
| 13 | A-83 DBT-IYBA- DR. TR SANTHOSH KUMAR | | 200 | | |
| 14 | A-86 KSCSTE DR MOINAK | | (189,128) | | |
| 15 | A-89 KFD PHARMA DR. V V ASHA | | 35,777 | | |
| 16 | A-100 DBT DR. G S VINOD KUMAR | | (147,517) | | |
| 17 | A-101 DST(New) DR G PRADEEP KUMAR | | (659,281) | | |
| 18 | A-103 DST DR. M RADHAKRISHNA PILLAI | | 463,236 | 700,000 | |
| 19 | A-107 DBT UCB DR. T R SANTHOSH KUMAR and | | (711,053) | | |
| 20 | A-113 DBT (UCB) DR. JACKSON JAMES | | | | |
| 21 | A-110 DBT Dr VV ASHA | | (131,254) | | |
| 22 | A-116 BRNS DR. MOINAK BANERJEE | | 66,574 | | |
| 23 | A-120 DBT(NANO) DR. G.S. VINOD KUMAR | | 42,862 | | |
| 24 | A-121 DBT DR. AJAY KUMAR | | 47,778 | | |
| 25 | A-123 DBT(COM BIO) DR.M. RADHAKRISHNA PILLAI | | 475,248 | 1,877,596 | |
| 26 | A 125 IARC DR.MRP | | (673,875) | 6,718,800 | |
| 27 | A 127 KFD DR. SANIL GEORGE (RFDF) | | (146413) | | |
| 28 | A129 BRNS DR. PRIYA SRINIVAS | | (203,075) | | |
| 29 | A130 ICMR DR.ASHA NAIR | | (286,276) | 565,447 | |
| 30 | A 133 KFD DR.VV ASHA | | 154,200 | | |
| 31 | A135 ICMR Dr. C C Kartha | | 44,712 | | |

..... EXTERNALLY FUNDED PROJECTS FOR THE YEAR ENDED 31-03-2014

| | AMOUNT REFUNDED/AJDUSTED | | NET AMT RECEIVED | | AMOUNT UTILISED | | | | CLOSING BALANCE | |
|--|--------------------------|----------|------------------|-----------|-----------------|-----------|-----|-----------|-----------------|-------------|
| | Rs. | Ps. | Rs. | Ps. | Rs. | Ps. | Rs. | Ps. | Rs. | Ps. |
| | | 86,986 | | - | | | | | | - |
| | | 25,801 | | 438,226 | | 3,343 | | | | 434,883 |
| | | | | 1,212,147 | | | | | | 1,212,147 |
| | | 57,009 | | - | | | | | | - |
| | | 148,921 | | - | | | | | | - |
| | | 338,295 | | - | | | | | | - |
| | | 265,083 | | - | | | | | | - |
| | | | | 86,380 | | | | | | 86,380 |
| | | 544,848 | | - | | | | | | - |
| | | 27,318 | | - | | | | | | - |
| | | 354,509 | | - | | | | | | - |
| | | 118,550 | | - | | | | | | - |
| | | | | 200 | | | | | | 200 |
| | | 189,128 | | - | | | | | | - |
| | | | | 35,777 | | | | | | 35,777 |
| | | | | (147,517) | | | | | | (147,517) |
| | | 659,281 | | - | | | | | | - |
| | | | | 1,163,236 | | 794,590 | | 209,256 | | 159,390 |
| | | 711,053 | | - | | | | | | - |
| | | 131,254 | | - | | | | | | - |
| | | 66,574 | | - | | | | | | - |
| | | | | 42,862 | | | | | | 42,862 |
| | | | | 47,778 | | | | | | 47,778 |
| | | 806,894 | | 1,545,950 | | 519,157 | | | | 1,026,793 |
| | | 20,000 | | 6,024,925 | | 4,774,091 | | 2,327,958 | | (1,077,124) |
| | | (146413) | | | | | | | | |
| | | | | (203,075) | | | | | | (203,075) |
| | | | | 279,171 | | 279,171 | | | | - |
| | | | | 154,200 | | 154,200 | | | | - |
| | | 44,712 | | - | | | | | | - |

STATEMENT OF UNSPENT BALANCE OF

SCHEDULE 27 Contd...

| SL. No. | PROJECT | OPENING BALANCE | | GRANT RECEIVED | |
|---------|---|-----------------|-------------|----------------|-----------|
| | | Rs. | Ps. | Rs. | Ps. |
| 32 | A136 SWBGC Dr. Sathish Mundayoor | | 212,434 | | |
| 33 | A138 ICMR Dr. Sreeja S | | (126,469) | | |
| 34 | A139 DBT (Zing) Dr. George Thomas | | 148,406 | | |
| 35 | A140 DBT Dr. Manjula S | | (212,698) | | 323,300 |
| 36 | A141 DBT (Colon) Dr. GS Vinod Kumar | | (340,978) | | 863,000 |
| 37 | A142 WGDP Dr. Sreeja S | | 86,426 | | |
| 38 | A143 BRNS (SOS) Dr. Malini Laloraya | | 94,619 | | 355,400 |
| 39 | A144 DST Dr. Anasuya Ray | | (164,516) | | 750,000 |
| 40 | A145 Advaita Dr. M Radhakrishna Pillai | | 253,072 | | |
| 41 | A147 DBT (Raft) Dr. G Pradeep Kumar | | (133,645) | | 805,000 |
| 42 | A149 DBT Dr. R V Omkumar | | (364,757) | | 578,000 |
| 43 | A150 DBT Dr. C C Kartha | | 28,404 | | 1,077,000 |
| 44 | A151 Endosulphan Dr. George Thomas | | 32,657 | | |
| 45 | A152 Coir Board Dr. Sabu Thomas | | 11,419 | | 746,130 |
| 46 | A153 KSCSTE Dr. Sara Jones | | 152,287 | | 397,713 |
| 47 | A154 ICMR (Virology) Dr. M Radhakrishna Pillai | | (2,071,463) | | 9,062,167 |
| 48 | A155 DBT Tessy T Malieckal | | 54,710 | | 1,346,000 |
| 49 | A156 DBT Mayadevi | | 120,173 | | |
| 50 | A 157 VASCULAR RES INST - Dr. C.C. KARTHA | | 66,146 | | |
| 51 | A158 DBT (Mollsc) Dr. Sanil George | | 235,766 | | |
| 52 | A159 BRNS Dr. G Pradeep Kumar | | 27,320 | | 747,624 |
| 53 | A160 Mayo Dr. M. Radhakrishna Pillai | | 138,939 | | 210,348 |
| 54 | A161 DST Dr. Tessy T Maliekal | | (102,967) | | 1,000,000 |
| 55 | A162 CSIR Dr. Ruby John Anto | | 3,106 | | 531,279 |
| 56 | A163 HPV-Ahead (IARC) Dr. M Radhakrishna Pillai | | 2,172,630 | | |
| 57 | A164 CSIR Dr. E V Soniya | | (483,776) | | 412,000 |
| 58 | A165 CSIR CRP C C Kartha | | | | |
| 59 | A166 DBT (HCG) Dr. M Radhakrishna Pillai | | 331,000 | | |
| 61 | A167 KUHS Dr. C C Kartha | | (7,848) | | 285,000 |
| 62 | A168 NISH Dr. Moinak Banerjee | | (17,340) | | 250,000 |
| 63 | A169 DST (CVR) Dr. Paul Echi | | 85,720 | | |

..... EXTERNALLY FUNDED PROJECTS FOR THE YEAR ENDED 31-03-2014

| | AMOUNT REFUNDED/AJDUSTED | | NET AMT RECEIVED | | AMOUNT UTILISED | | | | CLOSING BALANCE | |
|--|--------------------------|-----|------------------|-----|-----------------|-----|--------------|-----|-----------------|-----|
| | Rs. | Ps. | Rs. | Ps. | EXPNS | | FIXED ASSETS | | Rs. | Ps. |
| | | | | | Rs. | Ps. | Rs. | Ps. | | |
| | | | 212,434 | | 81,794 | | 100,000 | | 30,640 | |
| | | | (126,469) | | | | | | (126,469) | |
| | 148,406 | | - | | | | | | - | |
| | | | 110,602 | | 110,602 | | | | - | |
| | | | 522,022 | | 467,510 | | | | 54,512 | |
| | | | 86,426 | | | | | | 86,426 | |
| | | | 450,019 | | 355,400 | | | | 94,619 | |
| | | | 585,484 | | 449,007 | | | | 136,477 | |
| | | | 253,072 | | | | | | 253,072 | |
| | | | 671,355 | | 753,554 | | | | (82,199) | |
| | | | 213,243 | | 571,099 | | 15,608 | | (373,464) | |
| | | | 1,105,404 | | 1,105,404 | | | | - | |
| | | | 32,657 | | 32,648 | | | | 9 | |
| | | | 757,549 | | 596,792 | | 7,452 | | 153,305 | |
| | | | 550,000 | | 477,575 | | | | 72,425 | |
| | | | 6,990,704 | | 6,403,807 | | | | 586,897 | |
| | | | 1,400,710 | | 1,134,782 | | | | 265,928 | |
| | | | 120,173 | | 5,000 | | | | 115,173 | |
| | | | 66,146 | | | | | | 66,146 | |
| | | | 235,766 | | 438,490 | | | | (202,724) | |
| | | | 774,944 | | 622,420 | | | | 152,524 | |
| | | | 349,287 | | 183,750 | | | | 165,537 | |
| | | | 897,033 | | 988,629 | | | | (91,596) | |
| | | | 534,385 | | 608,775 | | 176,047 | | (250,437) | |
| | | | 2,172,630 | | 636,720 | | | | 1,535,910 | |
| | | | (71,776) | | 264,505 | | 153,922 | | (490,203) | |
| | | | - | | - | | | | - | |
| | | | 331,000 | | 170,880 | | | | 160,120 | |
| | | | 277,152 | | 276,309 | | | | 843 | |
| | | | 232,660 | | 232,660 | | | | - | |
| | 85,720 | | - | | | | | | - | |

STATEMENT OF UNSPENT BALANCE OF

SCHEDULE 27 Contd...

| SL. No. | PROJECT | OPENING BALANCE | | GRANT RECEIVED | |
|---------|--|-----------------|-----------|----------------|-----|
| | | Rs. | Ps. | Rs. | Ps. |
| 64 | A170 DBT (RLF) Dr. Rashmi Mishra | | (125,869) | 1,490,000 | |
| 65 | A171 DBT (Web) Dr. M Radhakrishna Pillai | | 327,423 | | |
| 66 | A172 DCM Dr. R. Radhakrishnan | | 128,379 | | |
| 67 | A173 DRDO Dr. Sabu Thomas | | 228,085 | 1,010,546 | |
| 68 | A174 DBT (RLF) Dr. K B Harikumar | | 205,908 | 2,216,000 | |
| 69 | A175 DST Dr. E V Soniya | | 245,842 | 600,000 | |
| 70 | A176 DBT Dr. E Sreekumar | | 702,919 | | |
| 71 | A177 DBT Dr. Debasree Dutta | | 1,306,201 | 641,900 | |
| 72 | A178 KSCSTE Dr. Sanil George | | 148,905 | | |
| 73 | A179 DST (Indo-Irlnd) Dr. K Santhosh Kumar | | 193,000 | | |
| 74 | A180 DST Dr. C C Kartha | | 2,225,094 | | |
| 75 | A181 Welcome Trust Dr. Rakesh Laishram | | 5,478,751 | 5,646,272 | |
| 76 | A182 DBT Dr. Ajay Kumar | | 3,530,549 | | |
| 77 | A183 DST SERB Dr. K B Harikumar | | 397,000 | 600,000 | |
| 78 | A184 OSDD (CSIR) Dr. R Ajay Kumar | | 2,209,400 | | |
| 79 | A185 DBT Dr. Jackson James | | 3,584,634 | | |
| 80 | A186 DBT (Stem) Dr. Rashmi Mishra | | 5,096,000 | | |
| 81 | A187 KSCSTE Dr. Priya Srinivas | | 727,000 | | |
| 82 | A188 DST Dr. Jackson James | | 1,905,000 | 1,000,000 | |
| 83 | A189 RFRVD Trust | | 1,000,000 | 200,000 | |
| 84 | A190 STEC Dr. Sreeja S | | | 474,000 | |
| 85 | A191 DST Dr. Satish Tammanna | | | 1,900,000 | |
| 86 | A192 DE & CC Dr. Harikrishnan K | | | 544,500 | |
| 87 | A193 DST Dr. Debasree Dutta | | | 600,000 | |
| 88 | A194CSIR Dr. Debasree Dutta | | | 764,000 | |
| 89 | A195 DBT(Col) Dr. S Asha Nair | | | 1,772,800 | |
| 90 | A196 DST Dr. Asha Nair | | | 1,100,000 | |
| 91 | A197 DST Dr. Vipin Mohan Dan | | | 600,000 | |
| 92 | A198 DBT(Drive)Dr. M Radhakrishna Pillai | | | 1,120,000 | |
| 93 | A200 DST Dr. Ruby John Anto | | | 1,950,000 | |

..... EXTERNALLY FUNDED PROJECTS FOR THE YEAR ENDED 31-03-2014

| | AMOUNT REFUNDED/AJDUSTED | | NET AMT RECEIVED | | AMOUNT UTILISED | | | | CLOSING BALANCE | |
|--|--------------------------|-----|------------------|-----|-----------------|-----|--------------|-----|-----------------|-----------|
| | Rs. | Ps. | Rs. | Ps. | EXPNS | | FIXED ASSETS | | Rs. | Ps. |
| | | | | | Rs. | Ps. | Rs. | Ps. | | |
| | | | 1,364,131 | | 1,579,799 | | | | | (215,668) |
| | | | 327,423 | | 295,822 | | | | | 31,601 |
| | | | 128,379 | | | | | | | 128,379 |
| | 230,400 | | 1,008,231 | | 517,504 | | | | | 490,727 |
| | | | 2,421,908 | | 2,383,436 | | 14,950 | | | 23,522 |
| | | | 845,842 | | 377,337 | | | | | 468,505 |
| | | | 702,919 | | 500,292 | | 122,065 | | | 80,562 |
| | | | 1,948,101 | | 1,486,118 | | | | | 461,983 |
| | | | 148,905 | | 168,700 | | | | | (19,795) |
| | | | 193,000 | | | | | | | 193,000 |
| | | | 2,225,094 | | 589,890 | | 1,470,074 | | | 165,130 |
| | | | 11,125,023 | | 3,937,113 | | 2,357,845 | | | 4,830,065 |
| | | | 3,530,549 | | 1,445,812 | | 2,237,902 | | | (153,165) |
| | | | 997,000 | | 1,049,227 | | 398,803 | | | (451,030) |
| | | | 2,209,400 | | 488,680 | | 1,814,424 | | | (93,704) |
| | | | 3,584,634 | | 930,242 | | 32,800 | | | 2,621,592 |
| | | | 5,096,000 | | 2,978,315 | | | | | 2,117,685 |
| | | | 727,000 | | 454,266 | | 196,048 | | | 76,686 |
| | | | 2,905,000 | | 796,634 | | 613,016 | | | 1,495,350 |
| | | | 1,200,000 | | 15,574 | | | | | 1,184,426 |
| | | | 474,000 | | 393,350 | | | | | 80,650 |
| | | | 1,900,000 | | 1,407,887 | | 94,740 | | | 397,373 |
| | | | 544,500 | | 313,644 | | 154,450 | | | 76,406 |
| | | | 600,000 | | 456,463 | | | | | 143,537 |
| | | | 764,000 | | 243,082 | | 4,700 | | | 516,218 |
| | | | 1,772,800 | | 1,480,937 | | | | | 291,863 |
| | | | 1,100,000 | | 755,087 | | 300,000 | | | 44,913 |
| | | | 600,000 | | 467,939 | | | | | 132,061 |
| | | | 1,120,000 | | 46,831 | | 591,084 | | | 482,085 |
| | | | 1,950,000 | | 1,007,849 | | 644,255 | | | 297,896 |

STATEMENT OF UNSPENT BALANCE OF

SCHEDULE 27 Contd...

| SL. No. | PROJECT | OPENING BALANCE | | GRANT RECEIVED | |
|---------|--|-----------------|-----------|----------------|-----------|
| | | Rs. | Ps. | Rs. | Ps. |
| 94 | A201 CSIR Dr. S Asha Nair | | | | 1,164,000 |
| 95 | A202 DBT(KAU)Dr. George Thomas | | | | 359,200 |
| 96 | A203 IYBA Dr. Rakesh S Laishram | | | | 1,930,000 |
| 97 | A205 DBT Dr. T.R. Santhosh Kumar | | | | 7,690,400 |
| 98 | A206 SCTIMST(Dys)Dr. Moinak Banerjee | | | | 50,000 |
| 99 | A207 DBT(Brain)Dr. Rashmi Mishra | | | | 2,156,000 |
| 100 | A208 DST Dr. G Pradeep Kumar | | | | 1,150,000 |
| 101 | A209 DST Dr. Arumugam Rajavelu | | | | 1,900,000 |
| 102 | A210 SCTIMST(MD)Dr. Moinak Banerjee | | | | 180,000 |
| 103 | A211 DBT (RLF)Dr. John Bemet Johnson | | | | 1,990,000 |
| 104 | A212 STEC Dr. Harikrishnan K | | | | 940,200 |
| 105 | A213 CSIR Dr. G. Pradeep Kumar | | | | 882,000 |
| 106 | A214 STEC Dr. Sivarama Krishnan | | | | 575,200 |
| 107 | A215 STEC Dr. Reshmi G | | | | 955,020 |
| 108 | A216 STEC Dr. Jackson james | | | | 1,261,800 |
| 109 | A218 DBT(H1N1)Dr.M.Radhakrishna Pillai | | | | 3,500,000 |
| 110 | DBT NETWORK PROGRAM - SWINE FEVER | | 460,138 | | 806,894 |
| 111 | DBT SMRETI VASUDEVAN | | (183,166) | | 318,000 |
| 112 | DBT DIANA DAVID | | (178,614) | | 289,200 |
| 113 | DBT JRF KRISHNA RADHIKA | | 310 | | |
| 114 | DBT PRASEEJA | | 170,445 | | |
| 115 | DBT NOMESH YADU | | 5,082 | | 237,889 |
| 116 | DBT SWATHY B | | (257,006) | | 562,684 |
| 117 | DBT Dr.Shantibala | | | | 100,000 |
| 118 | DST ANEESH C | | (260,546) | | 720,136 |
| 119 | DST AISWARYA G | | (285,037) | | 725,733 |
| 120 | D253 DST Akhilandeswarre | | 129,613 | | 260,400 |
| 121 | D254 DST Rachy Abraham | | 133,194 | | |
| 122 | D255 DST Meenakshi Saika | | (26,292) | | 452,400 |
| 123 | D256 DST Sneha Singh | | (18,400) | | 375,600 |
| 124 | D257 DST Meenu Vasudevan | | (6,857) | | 279,200 |

..... EXTERNALLY FUNDED PROJECTS FOR THE YEAR ENDED 31-03-2014

| | AMOUNT REFUNDED/AJDUSTED | | NET AMT RECEIVED | | AMOUNT UTILISED | | | | CLOSING BALANCE | |
|--|--------------------------|-----|------------------|-----------|-----------------|---------|-----|---------|-----------------|-----------|
| | Rs. | Ps. | Rs. | Ps. | Rs. | Ps. | Rs. | Ps. | Rs. | Ps. |
| | | | | 1,164,000 | | 683,696 | | 395,000 | | 85,304 |
| | | | | 359,200 | | 103,724 | | | | 255,476 |
| | | | | 1,930,000 | | 633,900 | | | | 1,296,100 |
| | | | | 7,690,400 | | 190,083 | | | | 7,500,317 |
| | | | | 50,000 | | 14,569 | | | | 35,431 |
| | | | | 2,156,000 | | 713,070 | | 338,034 | | 1,104,896 |
| | | | | 1,150,000 | | 227,950 | | | | 922,050 |
| | | | | 1,900,000 | | 399,709 | | | | 1,500,291 |
| | | | | 180,000 | | 12,103 | | | | 167,897 |
| | | | | 1,990,000 | | 495,000 | | | | 1,495,000 |
| | | | | 940,200 | | 47,878 | | | | 892,322 |
| | | | | 882,000 | | 49,085 | | | | 832,915 |
| | | | | 575,200 | | 102,016 | | | | 473,184 |
| | | | | 955,020 | | 86,820 | | | | 868,200 |
| | | | | 1,261,800 | | 109,800 | | | | 1,152,000 |
| | | | | 3,500,000 | | | | | | 3,500,000 |
| | | | | 1,267,032 | | 696,068 | | | | 570,964 |
| | | | | 134,834 | | 196,472 | | | | (61,638) |
| | | | | 110,586 | | 65,400 | | | | 45,186 |
| | | | | 310 | | | | | | 310 |
| | 170,445 | | | - | | | | | | - |
| | | | | 242,971 | | 242,971 | | | | - |
| | | | | 305,678 | | 285,114 | | | | 20,564 |
| | | | | 100,000 | | 99,893 | | | | 107 |
| | | | | 459,590 | | 308,918 | | | | 150,672 |
| | | | | 440,696 | | 283,660 | | | | 157,036 |
| | | | | 390,013 | | 241,399 | | | | 148,614 |
| | | | | 133,194 | | 109,962 | | | | 23,232 |
| | | | | 426,108 | | 241,168 | | | | 184,940 |
| | | | | 357,200 | | 254,657 | | | | 102,543 |
| | | | | 272,343 | | 274,171 | | | | (1,828) |

STATEMENT OF UNSPENT BALANCE OF

SCHEDULE 27 Contd...

| SL. No. | PROJECT | OPENING BALANCE | | GRANT RECEIVED | |
|---------|-------------------------------|-----------------|-----------|----------------|---------|
| | | Rs. | Ps. | Rs. | Ps. |
| 125 | D258 DST Lalitha S | | | | |
| 126 | D259 DST Rekha MS | | | | |
| 127 | D260 DST Sudheesh A P | | | | |
| 128 | D261 DST Sajith R | | | | |
| 129 | D205 DBT K P Srinivas | | 287,600 | | 381,200 |
| 130 | D206 DBT Mathew John | | 244,400 | | 375,200 |
| 131 | D207 DBT Divya K | | | | |
| 132 | D208 DBT Sneha Shreekant | | | | |
| 133 | D209 DBT Aneesh Kumar | | | | |
| 134 | D210 DBT Syed Khaja Mohieddin | | | | |
| 135 | D211 DBT Tapas Pradhan | | | | |
| 136 | ICMR SRF AMBIKA CHANDRASEKHAR | | (48,448) | | |
| 137 | ICMR JRF JISHA. | | (49,471) | | |
| 138 | ICMR PRAVEEN.K.S | | (50,359) | | |
| 139 | ICMR PRASANTH NARAYAN | | (1,066) | | |
| 140 | ICMR ANNAPOORNA | | (113,221) | | 392,421 |
| 141 | 1211 ICMR BINIL RAJ SS | | (14,575) | | 77,000 |
| 142 | 1212 ICMR SREELATHA K H | | 7,227 | | 271,973 |
| 143 | 1213 ICMR DEIVENDRAN | | (40,926) | | 345,523 |
| 144 | 1214 ICMR ANUPRIYA M G | | (21,537) | | 299,897 |
| 145 | 1215 ICMR DIVYA M P | | (18,087) | | |
| 146 | I164 ICMR Krupa Ann Mathew | | (148,597) | | 425,236 |
| 147 | I165 ICMR Lekshmi R Nath | | 1,251 | | 284,000 |
| 148 | ICMR Mithun Varghese | | 27,229 | | 139,600 |
| 149 | I167 ICMR Anil Kumar T R | | (139,218) | | 402,733 |
| 150 | I168 ICMR Divya T S | | (50,676) | | 279,200 |
| 151 | I166 ICMR Devi A N | | (65,674) | | 279,200 |
| 152 | I167 ICMR Asha Lekshmi | | (6,857) | | 272,343 |
| 153 | I168 ICMR Retna Kumar RJ | | (6,857) | | 124,286 |
| 154 | I169 ICMR Mohan Shankar G | | | | |


..... EXTERNALLY FUNDED PROJECTS FOR THE YEAR ENDED 31-03-2014

| | AMOUNT REFUNDED/AJDUSTED | | NET AMT RECEIVED | | AMOUNT UTILISED | | | | CLOSING BALANCE | |
|--|--------------------------|-----|------------------|-----|-----------------|---------|-----|-----|-----------------|-----------|
| | Rs. | Ps. | Rs. | Ps. | Rs. | Ps. | Rs. | Ps. | Rs. | Ps. |
| | | | | - | | 52,258 | | | | (52,258) |
| | | | | - | | | | | | - |
| | | | | - | | 14,322 | | | | (14,322) |
| | | | | - | | 14,322 | | | | (14,322) |
| | | | 668,800 | | | 371,799 | | | | 297,001 |
| | | | 619,600 | | | 284,754 | | | | 334,846 |
| | | | | - | | 87,040 | | | | (87,040) |
| | | | | - | | 89,540 | | | | (89,540) |
| | | | | - | | 14,322 | | | | (14,322) |
| | | | | - | | 12,580 | | | | (12,580) |
| | | | | - | | 12,967 | | | | (12,967) |
| | | | (48,448) | | | | | | | (48,448) |
| | | | (49,471) | | | | | | | (49,471) |
| | | | (50,359) | | | | | | | (50,359) |
| | | | (1,066) | | | 163,368 | | | | (164,434) |
| | | | 279,200 | | | 275,280 | | | | 3,920 |
| | | | 62,425 | | | 130,628 | | | | (68,203) |
| | | | 279,200 | | | 279,532 | | | | (332) |
| | | | 304,597 | | | 294,625 | | | | 9,972 |
| | | | 278,360 | | | 299,469 | | | | (21,109) |
| | | | (18,087) | | | 19,397 | | | | (37,484) |
| | | | 276,639 | | | 276,854 | | | | (215) |
| | | | 285,251 | | | 285,251 | | | | - |
| | | | 166,829 | | | 279,213 | | | | (112,384) |
| | | | 263,515 | | | 278,753 | | | | (15,238) |
| | | | 228,524 | | | 274,538 | | | | (46,014) |
| | | | 213,526 | | | 281,744 | | | | (68,218) |
| | | | 265,486 | | | 272,237 | | | | (6,751) |
| | | | 117,429 | | | 259,963 | | | | (142,534) |
| | | | - | | | 14,322 | | | | (14,322) |

STATEMENT OF UNSPENT BALANCE OF

SCHEDULE 27 Contd...


| SL. No. | PROJECT | OPENING BALANCE | | GRANT RECEIVED | |
|---------|-------------------------------------|-----------------|------------|----------------|------------|
| | | Rs. | Ps. | Rs. | Ps. |
| 155 | ICMR Chandrabhabha MG | | | | 279,200 |
| 156 | ICMR Sabira Mohammed | | | | 288,800 |
| 157 | ICMR Renjini A P | | | | 291,200 |
| 158 | 275 KSCSTE Reshmy V | | 37,953 | | 266,400 |
| 159 | 276 KSCSTE Vineeth Kumar T V | | 142,409 | | 257,600 |
| 160 | K 277 KSCSTE Lesly Augustine | | 42,240 | | 231,200 |
| 161 | K278 KSCSTE Chinumol V S | | | | |
| 162 | STEC Karthika S | | | | 231,200 |
| 163 | STEC Abitha Murali | | | | 380,000 |
| 164 | CSIR | | 1,309,541 | | 7,700,939 |
| 165 | UGC | | (377,399) | | |
| 166 | DST PROF. SATHISH | | (609,123) | | |
| 167 | HLL | | 882,355 | | |
| 168 | Chethipuzha Hospital Dr. C C Kartha | | 30,000 | | |
| | TOTAL | | 28,628,124 | | 99,920,129 |



M. BABU
FINANCE OFFICER



S. MOHANAN NAIR
SENIOR GENERAL MANAGER




K. M. NAIR, IRS (Retd)
CHIEF CONTROLLER

Place: Trivandrum
Date: 07.08.2014

..... EXTERNALLY FUNDED PROJECTS FOR THE YEAR ENDED 31-03-2014

| | AMOUNT REFUNDED/AJDUSTED | | NET AMT RECEIVED | | AMOUNT UTILISED | | | | CLOSING BALANCE | |
|--|--------------------------|-----|------------------|-----|-----------------|-----|--------------|-----|-----------------|-------------|
| | Rs. | Ps. | Rs. | Ps. | EXPNS | | FIXED ASSETS | | Rs. | Ps. |
| | | | | | Rs. | Ps. | Rs. | Ps. | | |
| | | | 279,200 | | 310,088 | | | | | (30,888) |
| | | | 288,800 | | 288,928 | | | | | (128) |
| | | | 291,200 | | 386,942 | | | | | (95,742) |
| | | | 304,353 | | 256,482 | | | | | 47,871 |
| | | | 400,009 | | 243,128 | | | | | 156,881 |
| | | | 273,440 | | 217,342 | | | | | 56,098 |
| | | | - | | 52,258 | | | | | (52,258) |
| | | | 231,200 | | 175,738 | | | | | 55,462 |
| | | | 380,000 | | 115,500 | | | | | 264,500 |
| | | | 9,010,480 | | 8,982,065 | | | | | 28,415 |
| | | | (377,399) | | 4,744,892 | | | | | (5,122,291) |
| | | | (609,123) | | | | | | | (609,123) |
| | | | 882,355 | | | | | | | 882,355 |
| | | | 30,000 | | 30,000 | | | | | - |
| | 5,377,600 | | 130,779,551 | | 77,672,191 | | 14,770,433 | | | 38,336,927 |



Prof. M RADHAKRISHNA PILLAI
FRCPATH, PhD, FASc, FNASc
DIRECTOR



Pradeep Kumar Varma, FCA
(Partner)
M.No. 207459

Vide our report of even date
For Balan & Co
Chartered Accountants
FRN . 000340S

RAJIV GANDHI CENTRE FOR BIOTECHNOLOGY, THIRUVANANTHAPURAM

SUB SCHEDULES FORMING PART OF BALANCE SHEET AS AT 31.03.2014

| SUB SCH NO. | PARTICULARS | (Amount-Rs) | |
|----------------|---|--------------|---------------|
| | | Current Year | Previous Year |
| | CURRENT LIABILITIES AND PROVISIONS | | |
| 1 | Sundry Creditors for expenses | | |
| | Electricity Charges Payable | 1,386,623 | 1,659,497 |
| | CPF | 1,513,541 | 932,441 |
| | Internal Audit Fee Payable | 61,416 | 101,250 |
| | Consultancy Charges Payable | 414,788 | 160,737 |
| | Office Expenses Payable | 2,157 | |
| | Operation & Maint. (Electrical) Payable | 226,912 | |
| | Pest Control Payable | 29,245 | 28,652 |
| | Postage Payable | | |
| | Repairs & Maintenance (Garden) Payable | 22,540 | 23,000 |
| | Research Associateship Payable | 210,942 | 164,800 |
| | Salary Admn Payable | 844,032 | 816,713 |
| | Salary Scientific Payable | 2,182,962 | 1,928,532 |
| | Salary Technical Payable | 1,336,940 | 1,451,678 |
| | Research Associateship Payable | 171,822 | 137,900 |
| | Telephone Charges Payable | 64,537 | 57,525 |
| | Wages to Cleaning Staff Payable | 232,897 | 125,905 |
| | Wages to Contract Staff Payable | 1,153,974 | 977,519 |
| | Wages to Security Staff Payable | 356,904 | 256,178 |
| | General PF A/c | 22,999,642 | 19,460,678 |
| | Hostel Caution Deposit | 312,050 | 246,050 |
| | Hostel Caution Deposit (DST Laloraya) | 1,500 | 1,500 |
| | Recovery CHSS | 612,218 | 586,413 |
| | Work Contract Tax Payable | 192,339 | 11,645 |
| | Professional Tax | (750) | (750) |
| | Website Maintenance Payable | | 9,270 |
| | Water Charges Payable | 3,800 | 14,470 |
| | LIC Payable | 129,801 | 123,880 |
| | Recoveries | 939,196 | 542,223 |
| | Employee Pension Contribution Payable | 257,776 | 55,905 |
| | Employer Contribution Payable | 661,080 | 482,291 |
| | Bonus Payable | | 7,195 |
| | Premises Upkeeping Charges Payable | 3,303 | 1,685 |
| | Ramalinga Swami Fellowship Payable | 141,624 | 148,724 |

RAJIV GANDHI CENTRE FOR BIOTECHNOLOGY, THIRUVANANTHAPURAM

SUB SCHEDULES FORMING PART OF BALANCE SHEET AS AT 31.03.2014

| SUB SCH NO. | PARTICULARS | (Amount-Rs) | |
|----------------|--|--------------|---------------|
| | | Current Year | Previous Year |
| | News Paper Payable | 2,797 | |
| | Vehicle Hiring Charges Payable | 80,706 | |
| | Performance Guarantee Mr.Deepu S | 45,486 | |
| | Consumables Payable | | 2,999,715 |
| | Departemental Assistance - UGC Payable | | 141,000 |
| | Fellowship Payable | 1,551,457 | 1,585,134 |
| | Hostel Rent | 44 | 178,597 |
| | Living Allowance & Contingency Allowance Payable | 50,000 | 50,000 |
| | Manpower Payable | 1,762,198 | 1,229,652 |
| | Meeting Miscellaneous Fund | 165,264 | 209,459 |
| | Overseas Allowance Payable | | 150,000 |
| | University Allowance | | 4,000 |
| | Contingency Payable | | 23,560 |
| | Travel grant | 25,000 | |
| | EMD & Caution Deposit | | |
| | Retention Amount Mr.Prasannakumar | 20,718 | 20,718 |
| | Retention Amount Mr.Raveendran | 2,400 | 2,400 |
| | Retention Amount M/s.Carmel Builders & Fibrotech | 1,553,983 | 1,853,983 |
| | Retention Amount M/s.KKL | 205,515 | 193,701 |
| | Retention Amount M/s.Quilon | 1,411,603 | 1,167,943 |
| | Retention Money Iyer & Mahesh | 45,694 | 45,694 |
| | Retention Money Serve & Sure | 65,538 | 65,538 |
| | Retention M/s.Kailas Engg Works | 22,506 | 14,658 |
| | Retention M/s.Max Cool Systems | 66,546 | 66,546 |
| | Retention M/s.Prism Engineering Services | 20,438 | 20,438 |
| | Retention Amount Mr.Sivankutty Nair | 3,536 | 3,536 |
| | Retention Mr.Raj R | | 52,626 |
| | Retention M/s Rajendran Nair | 57,314 | 57,314 |
| | Retention M/s.Thyssenkrupp Elevators | 135,340 | 135,340 |
| | Retention Mr.Deepu S | 27,266 | |
| | Retention M/s GEFAB Façade | 71,448 | |
| | Retention M/s Instyle Decorators | 192,090 | |
| | Retention M/s Sintex Industries | 68,721 | |
| | Retention M/s Steel Case | 469,796 | |
| | Security Deposit Carmel Builders | 601,000 | 601,000 |

SUB SCHEDULES FORMING PART OF BALANCE SHEET AS AT 31.03.2014

| SUB SCH NO. | PARTICULARS | (Amount-Rs) | |
|----------------|--|--------------|---------------|
| | | Current Year | Previous Year |
| | Security Deposit Joy Catering | 10,000 | 10,000 |
| | Security Deposit Mr.Raveendran | 11,750 | 11,750 |
| | Security Deposit Mr. Sivankutty Nair | 1,450 | 1,450 |
| | Security Deposit Mr.S.Rajendran Nair | 57,314 | 57,314 |
| | Security Deposit Mr.Suresh.S.A | | 52,450 |
| | Security Deposit Ms.Bright Electricals | 6,800 | 6,800 |
| | Security Deposit M/s KKL | 157,500 | 157,500 |
| | Security Deposit M/s.Magesh Binding Works | 4,714 | 3,180 |
| | Security Deposit M/s.Maxcool Systems | 41,100 | 41,100 |
| | Security Deposit (M/s.Sintex Industries) | 81,700 | 81,700 |
| | Security Deposit M/s.S.K.Electricals | | 16,200 |
| | Security Deposit (M/s.Thyssenkrupp Elevator | 100,000 | 100,000 |
| | Security Deposit M/s.Waters(I)(P) Ltd | 800,000 | 800,000 |
| | Security Deposit Quilon Consulting Engineers | 75,200 | 102,200 |
| | Security Deposit Vishwakumar M | 37 | 37 |
| | Security Depoist (M/s. Agilent Technologies India(P) | 60,000 | 60,000 |
| | Security Deposit M&A Technologies | 56,150 | 56,400 |
| | Security Deposit Mr.Raj.R.Machel | 44,350 | 52,700 |
| | Security Deposit M/s Steelcase,Mumbai | 100,000 | 100,000 |
| | Security Deposit M/s Biorad Laboratories | 410,000 | 410,000 |
| | Security Depoist(Mr. Sreekumar) | 17,343 | 9,250 |
| | Security Depoist Mr. Aji P | 25,000 | |
| | Security Depoist Mr. Sathikumar | 19,000 | |
| | Security Depoist Mr. M Vijayan | 73,300 | |
| | Security Depoist M/s GEFAB Facade | 35,724 | |
| | Security Depoist M/s Instyle Decorators | 59,150 | |
| | EMDM/s Anatex | | 120,000 |
| | Emd M/s. Beckman Coulter | 1,100,000 | 1,500,000 |
| | EMD M/s. Becton Dickinson | 400,000 | 400,000 |
| | EMD-M/s. Berthold | | 500,000 |
| | EMD-M/s.Biologic Science | | 120,000 |
| | EMD M/s. Carl Zeiss | | 1,300,000 |
| | EMD-M/s. DSS | | 500,000 |
| | EMD - M/s.Freeze Engineers | | 40,000 |
| | EMD-M/s. ILS | 1,600,000 | 1,600,000 |
| | EMD-M/S Invitrogen | 770,000 | 770,000 |
| | EMD-M/s. Leica | 600,000 | 1,300,000 |
| | EMD - M/s.Technocrats Appliances | | 40,000 |
| | EMD M/s. Towa Optics | 700,000 | 700,000 |

SUB SCHEDULES FORMING PART OF BALANCE SHEET AS AT 31.03.2014

| SUB SCH NO. | PARTICULARS | (Amount-Rs) | |
|----------------|---|--------------|---------------|
| | | Current Year | Previous Year |
| | EMD M/s. Wipro GE Healthcre | | 700,000 |
| | EMD M/s Premas Biotech | | 1,540,000 |
| | EMD Deepu S | 18,220 | |
| | EMD M/s Citizen Industries | 388,000 | |
| | EMD M/s Kay Bee Tech | 461,000 | |
| | EMD M/s Nuaire Systems | 8,400 | |
| | EMD M/s Solar Designs | 147,060 | |
| | EMD M/s Steel Case | 388,000 | |
| | EMD M/s Sterling & Wilson Ltd | 50,000 | |
| | EMD M/s Venkiteshwara Electricals | 461,000 | |
| | EMD M/s Zeba Lab Systems | 388,000 | |
| | Retained from Carmel Builders | 330,060 | |
| | | 56,077,884 | 54,646,089 |
| 2 | Statutory Liabilities- Others | | |
| | TDS Contractors Payable | 163,250 | 14,681 |
| | TDS Professionals Payable | 45,899 | 1,438 |
| | TDS Salary Payable | 574,900 | 340,500 |
| | Labour Welfare Fund | 11,940 | 3,072 |
| | VAT | 420 | |
| | IT | 549 | |
| | Service Tax Payable | 80,255 | (1) |
| | SHEC Payable | 1,605 | (0) |
| | EC (Service Tax) Payable | 802 | (0) |
| | | 879,620 | 359,690 |
| 3 | Other current Liabilities | | |
| | Accomodation payable | 138,162 | - |
| | Statutory Audit Fee payable | 84,270 | 84,270 |
| | Employee Pension Contribution LIC Payable | 2,474 | 123,830 |
| | Pension Fund | 146,862,380 | 117,662,666 |
| | Processing Fee | 70,000 | |
| | Second Campus | - | |
| | Project Fund | 3,745,410 | 3,745,410 |
| | | 150,902,696 | 121,616,176 |

SUB SCHEDULES FORMING PART OF BALANCE SHEET AS AT 31.03.2014

| SUB SCH NO. | PARTICULARS | (Amount-Rs) | |
|----------------|------------------------------------|--------------------|--------------------|
| | | Current Year | Previous Year |
| | CURRENT ASSETS, LOANS AND ADVANCES | | |
| 4 | Cash Balance | | |
| | Institute Balance | 12,703 | 4,280 |
| | Project Balance | 4,051 | 6,757 |
| | | 16,754 | 11,037 |
| 5 | Bank Balances | | |
| | Institute Balance | | |
| | Flexi 1155 Canara | 15,562,177 | 160,935,569 |
| | Flexi (UBI) Karamana | 22,724,898 | 93,898,984 |
| | GPF A/c 1273 | 22,337,689 | 19,687,765 |
| | Pension Fund A/c 1274 | 263,231 | 545,891 |
| | SB161 (Canara) | 5,866,264 | (6,469,724) |
| | SBT CA No. 67083908961 | 3,974 | 3,166 |
| | SBT Vazhuthacaud | 2,686,108 | 5,884,059 |
| | UBI (SB) | 4,890 | 5,000 |
| | CPF A/c No.2892105001280 | 1,601,699 | 886,854 |
| | Fixed Deposit Sb 161 | 86,634,369 | 79,832,517 |
| | Fixed Deposit SBT | 30,716,653 | 28,387,898 |
| | Fixed Deposit UBI | | 5,393,546 |
| | Fixed Deposit UBI Building Fund | | 38,427,210 |
| | L/C Margin Money | 3,733,400 | 7,385,000 |
| | Project Balance | | |
| | SB 1592 | 891,593 | 783,071 |
| | SB 163 | 2,963,145 | 14,620,353 |
| | SB 231 | 661,869 | 639,327 |
| | SB 327 | 2,168,198 | 2,032,989 |
| | SB 329 | 2,663,996 | 2,726,337 |
| | SBT | 435,418 | 809,671 |
| | | 201,919,571 | 456,415,483 |
| 6 | Prepayments | | |
| | Prepaid AMC for Instruments | | 194,269 |
| | Prepaid Fire Insurance | 50,395 | 55,534 |

SUB SCHEDULES FORMING PART OF BALANCE SHEET AS AT 31.03.2014

| SUB SCH NO. | PARTICULARS | (Amount-Rs) | |
|----------------|--|----------------|------------------|
| | | Current Year | Previous Year |
| | Prepaid Internet Charges | | 955,060 |
| | Prepaid Journals | 29,205 | |
| | Prepaid Vehicle Insurance & Road Tax | 27,392 | 25,935 |
| | | 106,992 | 1,230,798 |
| 7 | Advances- Others | | |
| | Deposits | | |
| | KSEB Deposit | 1,541,167 | 1,045,077 |
| | KINFRA Deposit | 2,678,352 | |
| | Gas Connection Deposit | 25,500 | 25,500 |
| | LPG Deposit Canteen | 6,736 | 6,736 |
| | M/s Centre for Dept. Studies | 1,000 | 1,000 |
| | Security Deposit (Electrification) | 1,389,833 | 1,389,833 |
| | Security Deposit M/s.BSNL | 5,000 | 5,000 |
| | Telephone Deposit | 38,060 | 38,060 |
| | Work Deposit for Electrification | 245,361 | 245,361 |
| | Festival Advance | 128,012 | 95,437 |
| | RGCB Society A/c (Advance) | | 3,700,000 |
| | Pension Account with LIC | 197,408,961 | 167,328,961 |
| | Secured Advance to M/s Quilon Consulting Engineers | 801,000 | 3,701,000 |
| | General PF A/c | 669,144 | 669,144 |
| | A/c with Computation Biology | 20 | 20 |
| | IACR Conference | 3,500,000 | |
| | Deposit with KSEB | 549,150 | |
| | Project | | |
| | DNA Test Fee Receivable | 125,000 | 170,000 |
| | LMMD Test Fee Receivable | 363,920 | 44,600 |
| | Temporary Advance | | |
| | Mallika V | | 5,000 |
| | Sujith V G | | 10,000 |
| | Deposits | | |
| | Fixed Deposit 163 | 48,228,867 | 31,683,771 |
| | Fixed Deposit 327 | 1,198,352 | 1,122,220 |
| | Fixed Deposit 329 | - | - |

SUB SCHEDULES FORMING PART OF BALANCE SHEET AS AT 31.03.2014

| SUB SCH NO. | PARTICULARS | (Amount-Rs) | |
|----------------|--|--------------------|--------------------|
| | | Current Year | Previous Year |
| | LC - FD | 4,288,350 | |
| | | 263,191,785 | 211,286,720 |
| 8 | Interest Accrued | | |
| | Interest Accrued on CB | 2,142,502 | 1,904,604 |
| | Interest Accrued on UBI | | 382,291 |
| | Interest Accrued SBT | 333,246 | 287,735 |
| | Projects | 1,276,904 | 810,115 |
| | | 3,752,651 | 3,384,745 |
| 9 | Claims Receivable | | |
| | Permanent Advance | | |
| | Permanent Advance Jeevan Chacko | 10,000 | 10,000 |
| | Permanent Advance R. Jayachandran Nair | 10,000 | 10,000 |
| | Permanent Advance Shaj Upendran | 10,000 | 10,000 |
| | Permanent Advance P.Prabhakaran Nair | 10,000 | |
| | Rent Form Bank Receivable | | 1,840 |
| | Second Campus Expenses | | |
| | Tax Deducted at Source | 428,976 | 398,565 |
| | Receivable From Carmel Builders | 266,482 | 266,482 |
| | Advance to PMD | 3,778,648 | |
| | Grant Receivable From KSCSTE | | 504,994 |
| | TDS | 56,129 | 54,251 |
| | | 4,570,235 | 1,256,132 |


FORM OF FINANCIAL STATEMENTS (NON-PROFIT ORGANISATIONS)
RAJIV GANDHI CENTRE FOR BIOTECHNOLOGY, THIRUVANANTHAPURAM

INCOME AND EXPENDITURE ACCOUNT FOR THE PERIOD/YEAR ENDED 31.03.2014

| INCOME | SCH NO. | (Amount-Rs) | |
|---|---------|--------------------|--------------------|
| | | Current Year | Previous Year |
| Income from Sales / Services | 12 | - | - |
| Grants/Subsidies | 13 | 231,225,353 | 220,079,304 |
| Grants/Subsidies - Second Campus | 13 a | - | 5,600,556 |
| Grants/Subsidies - External Projects | 27 | 77,672,191 | 68,592,223 |
| Revenue Allocation of Summer Training Fund (Scientist Share) | 13 b | 2,324,350 | 2,987,349 |
| Fees/Subscriptions | 14 | 2,924,990 | 3,490,909 |
| Income form Investments (Income on Invest. from earmarked/ endow. Funds transferred to Funds) | 15 | - | - |
| Income from Royalty, Publication etc. | 16 | - | - |
| Interest Earned | 17 | 10,995,831 | 13,079,741 |
| Other Income | 18 | 7,386,705 | 4,903,834 |
| Prior Period Income | | | |
| Depreciation on Assets Acquired out of Grant Written back | | 100,574,666 | 79,626,071 |
| Increase/(decrease) in stock of Finished goods ans works-in-progress | 19 | (244,927) | (306,621) |
| TOTAL (A) | | 432,859,159 | 398,053,366 |
| EXPENDITURE | | | |
| Establishment Expenses | 20 | 113,794,392 | 100,990,072 |
| Other Administrative Expenses etc. | 21 | 122,983,498 | 124,689,788 |
| Expenditure on Grants, Subsidies etc. | 22 | - | - |
| Interest | 23 | - | - |
| Project Expenses | 28 | 91,271,582 | 76,128,513 |
| Prior Period Expenses | | - | - |
| Depreciation (Net Total at the year-end-corresponding to Schedule 8) | | 100,576,747 | 79,627,196 |
| TOTAL (B) | | 428,626,219 | 381,435,569 |
| Balance being excess of Income over Expenditure (A-B) | | 4,232,939 | 16,617,797 |
| TOTAL (C) | | 432,859,159 | 398,053,366 |
| Transfer to Special Reserve (Specify each) | | | |
| Transfer to/ from General Reserve | | | |
| BALANCE BEING SURPLUS/(DEFICIT) CARRIED TO CAPITAL FUND | | 4,232,939 | 16,617,797 |
| SIGNIFICANT ACCOUNTING POLICIES | 24 | | |


M. BABU
FINANCE OFFICER


S. MOHANAN NAIR
SENIOR GENERAL MANAGER


K. M. NAIR, IRS (Retd)
CHIEF CONTROLLER

Vide our report of even date
For Balan & Co
Chartered Accountants
FRN . 000340S



Prof. M RADHAKRISHNA PILLAI
FRCPATH, PhD, FASc, FNASC
DIRECTOR


Pradeep Kumar Varma, FCA
(Partner)
M.No. 207459

Place: Trivandrum
Date: 07.08.2014


FORM OF FINANCIAL STATEMENTS (NON-PROFIT ORGANISATIONS)
 RAJIV GANDHI CENTRE FOR BIOTECHNOLOGY, THIRUVANANTHAPURAM

**SCHEDULES FORMING PART OF INCOME AND EXPENDITURE ACCOUNT
 FOR THE PERIOD/YEAR ENDED 31.03.2014**


| SCHEDULE 12-INCOME FROM SALES/SERVICE | SCH NO. | (Amount-Rs) | |
|--|---------|--------------|---------------|
| | | Current Year | Previous Year |
| 1) <u>Income from sales</u> | | | |
| a) Sale of Finished Goods | | | |
| b) Sale of Raw Material | | | |
| c) Sale of Scraps | | | |
| 2) <u>Income from Services</u> | | | |
| a) Labour and Processing Charges | | | |
| b) Professional/Consultancy Service | | | |
| c) Agency Commission and Brokerage | | | |
| d) Maintenance Services (Equipment/Property) | | | |
| e) Others (Specify) | | | |
| TOTAL | | | |


M. BABU
 FINANCE OFFICER


S. MOHANAN NAIR
 SENIOR GENERAL MANAGER


K. M. NAIR, IRS (Retd)
 CHIEF CONTROLLER

Vide our report of even date
 For Balan & Co
 Chartered Accountants
 FRN . 000340S


Prof. M RADHAKRISHNA PILLAI
 FRCPath, PhD, FASc, FNASc
 DIRECTOR


Pradeep Kumar Varma, FCA
 (Partner)
 M.No. 207459

Place: Trivandrum
 Date: 07.08.2014

FORM OF FINANCIAL STATEMENTS (NON-PROFIT ORGANISATIONS)
RAJIV GANDHI CENTRE FOR BIOTECHNOLOGY, THIRUVANANTHAPURAM


SCHEDULES FORMING PART OF BALANCE SHEET AS AT 31.03.2014

| SCHEDULE 13 - GRANTS/SUBSIDIES | (Amount-Rs) | |
|---|---------------------|----------------------|
| | Current Year | Previous Year |
| (Irrevocable Grants & Subsidies Received) | | |
| 1) Central Government Revenue Grant | | |
| Main A/c | (2,877,071) | 1,897,651 |
| Opening Unspent Grant | | 239,000,000 |
| Add: Grant Received during the year | 235,000,000 | 10,000,000 |
| DBT | | 250,897,651 |
| Share of DeLCON | 232,122,929 | 33,695,418 |
| Less: Capital Expenses Incurred during the year | 10,504,309 | (2,877,071) |
| Less: Closing Unspent balance of grant | (9,606,733) | 30,818,347 |
| Revenue Grant | 897,576 | 220,079,304 |
| Project A/c | | |
| Grant received during the year | | |
| Less: Capital Expenses incurred during the year | | |
| Less: Closing unspent balance of grant. | 231,225,353 | |
| 2) State Government(s) | | |
| 3) Government Agencies | | |
| 4) Institutions/Welfare Bodies(DST, CSIR,KVPI) | | |
| 5) International Organisations | | |
| 6) Others (Specify) | | |
| TOTAL | 231,225,353 | 220,079,304 |



M. BABU
FINANCE OFFICER

Place: Trivandrum
Date: 07.08.2014



K. M. NAIR, IRS (Retd)
CHIEF CONTROLLER



Prof. M. RADHAKRISHNA PILLAI
FRCP^{ath}, PhD, FASc, FNASc
DIRECTOR

Vide our report of even date
For Balan & Co
Chartered Accountants
FRN . 000340S



Pradeep Kumar Varma, FCA
(Partner)
M.No. 207459

SCHEDULES FORMING PART OF BALANCE SHEET AS AT 31.03.2014

| | (Amount-Rs) | |
|---|---------------------|---------------|
| | Current Year | Previous Year |
| SCHEDULE 13 a - Grants/Subsidies - Second Campus | | |
| (Irrevocable Grants & Subsidies Received) | | |
| 1) Central Government Revenue Grant Main A/c | 199,714,716 | |
| Opening Unspent Grant | - | |
| Add: Grant Received during the year | 199,714,716 | |
| DBT | 203,987,257 | |
| | (9,873,097) | |
| Less: Capital Expenses Incurred during the year | | |
| Less: Closing Unspent balance of grant | | |
| Add: Amount Committed for Lab Equipments & Library Books in Previous year | | 5,600,556 |
| Project A/c | | |
| Grant received during the year | | |
| Less: Capital Expenses incurred during the year | | |
| Less: Closing unspent balance of grant. | | - |
| 2) State Government(s) | | |
| 3) Government Agencies | | |
| 4) Institutions/Welfare Bodies(DST, CSIR,KVPY) | | |
| 5) International Organisations | | |
| 6) Others (Specify) | | |
| TOTAL | 5,600,556.00 | |

Vide our report of even date
 For Balan & Co
 Chartered Accountants
 FRN . 000340S

K. M. Nair

S. Mohanan Nair

M. Babu

K. M. NAIR, IRS (Retd)
 CHIEF CONTROLLER

S. MOHANAN NAIR
 SENIOR GENERAL MANAGER

M. BABU
 FINANCE OFFICER

Prof. M RADHAKRISHNA PILLAI
 FRCP^{ath}, PhD, FASc, FNASc
 DIRECTOR

Pradeep Kumar Varma, FCA
 (Partner)
 M.No. 207459

FORM OF FINANCIAL STATEMENTS (NON-PROFIT ORGANISATIONS)
RAJIV GANDHI CENTRE FOR BIOTECHNOLOGY, THIRUVANANTHAPURAM

SCHEDULES FORMING PART OF BALANCE SHEET AS AT 31.03.2014


| | (Amount-Rs) | |
|---|------------------|------------------|
| | Current Year | Previous Year |
| SCHEDULE 13 b - Grants/Subsidies - Summer Training Fund | | |
| Revenue Allocation of Summer Training Fund (Scientist Share) | | |
| Opening unspent balance of Summer Training Fund (Scientist Share) | 1,436,953 | 2,285,799 |
| Add: Summer Training Fee received (Scientist Share) | 2,314,496 | 2,282,100 |
| Less: Amount Utilized for acquisition of capital asset | 3,751,449 | 4,567,899 |
| | 90,760 | 143,597 |
| Less: Unspent balance of Summer Training Fund (Scientists Share) | 1,336,339 | 1,436,953 |
| Revenue Allocation of Summer Training Fund (Scientist Share) | 1,427,099 | 1,580,550 |
| TOTAL | 2,324,350 | 2,987,349 |


M. BABU
FINANCE OFFICER


S. MOHANAN NAIR
SENIOR GENERAL MANAGER


K. M. NAIR, IRS (Retd)
CHIEF CONTROLLER


Prof. M RADHAKRISHNA PILLAI
FRCP^{ath}, PhD, FASc, FNASc
DIRECTOR

Vide our report of even date
For Balan & Co
Chartered Accountants
FRN . 000340S

Pradeep Kumar Varma, FCA
(Partner)
M.No. 207459

Place: Trivandrum
Date: 07.08.2014

FORM OF FINANCIAL STATEMENTS (NON-PROFIT ORGANISATIONS)
RAJIV GANDHI CENTRE FOR BIOTECHNOLOGY, THIRUVANANTHAPURAM

SCHEDULES FORMING PART OF BALANCE SHEET AS AT 31.03.2014

| | (Amount-Rs) | |
|---|--------------|------------------|
| | Current Year | Previous Year |
| SCHEDULE 14- FEES/SUBSCRIPTIONS | | |
| 1) Onetime Fees | 1 | - |
| 2) Annual Fees/Subscriptions | 2 | 2,924,990 |
| 3) Seminar/Program Fees | | 3,490,909 |
| 4) Consultancy Fees | | |
| 5) Others (Specify) | | |
| TOTAL | | 2,924,990 |
| Note- Accounting Policies towards each item are to be disclosed | | |


M. BABU
FINANCE OFFICER


S. MOHANAN NAIR
SENIOR GENERAL MANAGER


K. M. NAIR, IRS (Retd)
CHIEF CONTROLLER

Vide our report of even date
For Balan & Co
Chartered Accountants
FRN . 000340S



Prof. M RADHAKRISHNA PILLAI
FRCPath, PhD, FASc, FNAsc
DIRECTOR


Pradeep Kumar Varma, FCA
(Partner)
M.No. 207459


Place: Trivandrum
Date: 07.08.2014

**SCHEDULES FORMING PART OF INCOME AND EXPENDITURE ACCOUNT
FOR THE PREIOD/YEAR ENDED 31.03.2014**

| | (Amount-Rs) | | | |
|---|--------------------------------|---------------|---------------------|---------------|
| | Investment from Earmarked Fund | | Investment - Others | |
| | Current Year | Previous Year | Current Year | Previous Year |
| (Income on Invest. from Earmarked/Endowment Funds transferred to Funds) | | | | |
| 1) Interest | | | | |
| a) On Govt. Securities | | | | |
| b) Other Bonds/Debentures | | | | |
| 2) Dividends: | | | | |
| a) On Shares | | | | |
| b) On Mutual Fund Securities | | | | |
| 3) Rents | | | | |
| 4) Others (Specify) | | | | |
| TOTAL | NIL | NIL | NIL | NIL |
| TRANSFERRED TO EARMARKED/ENDOWMENT FUNDS | | | | |



M. BABU
FINANCE OFFICER


S. MOHANAN NAIR
SENIOR GENERAL MANAGER


K. M. NAIR, IRS (Retd)
CHIEF CONTROLLER

Vide our report of even date
For Balan & Co
Chartered Accountants
FRN . 000340S



Prof. M. RADHAKRISHNA PILLAI
FRCPath, PhD, FASC, FNAsc
DIRECTOR


Pradeep Kumar Varma, FCA
(Partner)
M.No. 207459

FORM OF FINANCIAL STATEMENTS (NON-PROFIT ORGANISATIONS)
 RAJIV GANDHI CENTRE FOR BIOTECHNOLOGY, THIRUVANANTHAPURAM

SCHEDULES FORMING PART OF INCOME AND EXPENDITURE ACCOUNT
 FOR THE PERIOD/YEAR ENDED 31.03.2014


| SCHEDULE 16- INCOME FROM ROYALTY, PUBLICATION ETC. | (Amount-Rs) | |
|---|--------------|---------------|
| | Current Year | Previous Year |
| 1) Income from Royalty | - | |
| 2) Income from Publications | | |
| 3) Others (specify) | | |
| TOTAL | - | - |



M. BABU
FINANCE OFFICER




S. MOHANAN NAIR
SENIOR GENERAL MANAGER



K. M. NAIR, IRS (Retd)
CHIEF CONTROLLER

Vide our report of even date
 For Balan & Co
 Chartered Accountants
 FRN . 000340S



Prof. M RADHAKRISHNA PILLAI
FRCPATH, PhD, FASc, FNASc
DIRECTOR




Pradeep Kumar Varma, FCA
(Partner)
M.No. 207459

Place: Trivandrum
 Date: 07.08.2014

SCHEDULES FORMING PART OF INCOME AND EXPENDITURE ACCOUNT
FOR THE PERIOD/YEAR ENDED 31.03.2014


| SCHEDULE 17- INTEREST EARNED | (Amount-Rs) | |
|---|-------------------|-------------------|
| | Current Year | Previous Year |
| Main A/c | | |
| 1) On Term Deposits: | | |
| a) With Scheduled Banks | 6,780,522 | 10,209,238 |
| b) With Non-Scheduled Banks | | |
| c) With Institutions | | |
| d) Others | | |
| 2) On Savings Accounts: | | |
| a) With Scheduled Banks | | |
| b) With Non-Scheduled Banks | | |
| c) With Institutions | | |
| d) Others | | |
| 3) On Loans: | | |
| a) Employees/Staff | | |
| b) Others | | |
| 4) Interest on Debtors and Other Receivables | | |
| Project A/c | | |
| 1) On Term Deposits: | | |
| a) With Scheduled Banks | 4,077,545 | 2,816,895 |
| b) With Non-Scheduled Banks | | |
| c) With Institutions | | |
| d) Others | | |
| 2) On Savings Accounts: | | |
| a) With Scheduled Banks | 136,934 | 53,608 |
| b) With Non-Scheduled Banks | | |
| c) With Institutions | | |
| d) Others | | |
| 3) On Loans: | | |
| a) Employees/Staff | | |
| b) Others | | |
| 4) Interest on Debtors and Other Receivables | | |
| Interest on Income Tax Refund | 831 | |
| TOTAL | 10,995,831 | 13,079,741 |
| Note- Tax deducted at source to be indicated | | |



M. BABU
FINANCE OFFICER



S. MOHANAN NAIR
SENIOR GENERAL MANAGER



K. M. NAIR, IRS (Retd)
CHIEF CONTROLLER

Vide our report of even date
For Balan & Co
Chartered Accountants
FRN . 000340S



Pradeep Kumar Varma, FCA
(Partner)
M.No. 207459




Prof. M RADHAKRISHNA PILLAI
FRCPATH, PhD, FASc, FNAsc
DIRECTOR

Place: Trivandrum
Date: 07.08.2014

FORM OF FINANCIAL STATEMENTS (NON-PROFIT ORGANISATIONS)
RAJIV GANDHI CENTRE FOR BIOTECHNOLOGY, THIRUVANANTHAPURAM

**SCHEDULES FORMING PART OF INCOME AND EXPENDITURE ACCOUNT
FOR THE PERIOD/YEAR ENDED 31.03.2014**


| SCHEDULE 18- OTHER INCOME | SCH NO. | (Amount-Rs) | |
|--|---------|------------------|------------------|
| | | Current Year | Previous Year |
| 1) Profit on Sale/disposal of Assets: | | | |
| a) Owned assets | | | |
| b) Assets acquired out of grants, or received free of cost | | | |
| 2) Export Incentives realized | | | |
| 3) Fees for Miscellaneous Services | | | |
| 4) Miscellaneous Income | 3 | 7,386,705 | 4,903,834 |
| TOTAL | | 7,386,705 | 4,903,834 |



M. BABU
FINANCE OFFICER



S. MOHANAN NAIR
SENIOR GENERAL MANAGER




K. M. NAIR, IRS (Retd)
CHIEF CONTROLLER

Vide our report of even date
For Balan & Co
Chartered Accountants
FRN . 000340S



Pradeep Kumar Varma, FCA
(Partner)
M.No. 207459



Prof. M RADHAKRISHNA PILLAI
FRCPATH, PhD, FASc, FNAsc
DIRECTOR

Place: Trivandrum
Date: 07.08.2014


FORM OF FINANCIAL STATEMENTS (NON-PROFIT ORGANISATIONS)
RAJIV GANDHI CENTRE FOR BIOTECHNOLOGY, THIRUVANANTHAPURAM

**SCHEDULES FORMING PART OF INCOME AND EXPENDITURE ACCOUNT
FOR THE PERIOD/YEAR ENDED 31.03.2014**

| SCHEDULE 19- INCREASE/(DECREASE) IN STOCK OF FINISHED GOODS & WORK IN PROGRESS | SCH NO. | (Amount-Rs) | |
|--|---------|------------------|------------------|
| | | Current Year | Previous Year |
| a) Closing stock | | | |
| - Finished Goods | | (244,927) | (306,621) |
| - Work-in-progress | | | |
| b) Less: Opening Stock | | | |
| - Finished Goods | | | |
| - <u>Work-in-progress</u> | | | |
| NET INCREASE/(DECREASE) [a-b] | | (244,927) | (306,621) |


M. BABU
FINANCE OFFICER



S. MOHANAN NAIR
SENIOR GENERAL MANAGER


K. M. NAIR, IRS (Retd)
CHIEF CONTROLLER

Vide our report of even date
For Balan & Co
Chartered Accountants
FRN . 000340S


Pradeep Kumar Varma, FCA
(Partner)
M.No. 207459

Place: Trivandrum
Date: 07.08.2014


Prof. M RADHAKRISHNA PILLAI
FRCPATH, PhD, FASc, FNAsc
DIRECTOR

FORM OF FINANCIAL STATEMENTS (NON-PROFIT ORGANISATIONS)
RAJIV GANDHI CENTRE FOR BIOTECHNOLOGY, THIRUVANANTHAPURAM

**SCHEDULES FORMING PART OF INCOME AND EXPENDITURE ACCOUNT
FOR THE PERIOD/YEAR ENDED 31.03.2014**

| SCHEDULE 20 - ESTABLISHMENT EXPENSES | SCH NO. | (Amount-Rs) | |
|---|---------|--------------------|--------------------|
| | | Current Year | Previous Year |
| a) Salaries and Wages | 4 | 113,794,392 | 100,990,072 |
| b) <u>Allowances and Bonus</u> | | | |
| c) Contribution to Provident Fund | | | |
| d) Contribution to Other Fund (specify) | | | |
| e) Staff Welfare Expenses | | | |
| f) Expenses on Employees Retirement and Terminal Benefits | | | |
| g) Others (specify) | | | |
| TOTAL | | 113,794,392 | 100,990,072 |


M. BABU
FINANCE OFFICER



S. MOHANAN NAIR
SENIOR GENERAL MANAGER


K. M. NAIR, IRS (Retd)
CHIEF CONTROLLER

Vide our report of even date
For Balan & Co
Chartered Accountants
FRN . 000340S


Pradeep Kumar Varma, FCA
(Partner)
M.No. 207459


Place: Trivandrum
Date: 07.08.2014


Prof. M RADHAKRISHNA PILLAI
FRCPATH, PhD, FASc, FNASc
DIRECTOR

FORM OF FINANCIAL STATEMENTS (NON-PROFIT ORGANISATIONS)
RAJIV GANDHI CENTRE FOR BIOTECHNOLOGY, THIRUVANANTHAPURAM

**SCHEDULES FORMING PART OF INCOME AND EXPENDITURE ACCOUNT
FOR THE PERIOD/YEAR ENDED 31.03.2014**


| SCHEDULE 21- OTHER ADMINISTRATIVE EXPENSES ETC. | SCH NO. | (Amount-Rs) | |
|--|------------|------------------|------------------|
| | | Current Year | Previous Year |
| a) Purchases | | | - |
| b) Labour and processing expenses | | | - |
| c) Cartage and Carriage Inwards | | | |
| d) Electricity and power | | 17934747 | 15679481 |
| e) Water charges | | 295277 | 348358 |
| f) Insurance | | 113341 | 92373 |
| g) Repairs and maintenance | | 2851790 | 2367290 |
| h) Excise Duty | | | |
| i) Rent, Rates and Taxes | | 3967889 | |
| j) Vehicles Running and Maintenance | 6 | 780547 | 355482 |
| k) Postage, Telephone and Communication Charges | | 711386 | 690128 |
| l) Printing and Stationary | | 1589520 | 1244524 |
| m) Travelling and Conveyance Expenses | | 9181115 | 5958305 |
| n) Expenses on Seminar/Workshops | | 9510043 | 7306890 |
| o) Subscription Expenses | | 49834 | 10074152 |
| p) Expenses on Fees- Library Journals | | | 24600 |
| q) Auditors Remuneration | | 84270 | 84270 |
| r) Hospitality Expenses | | | |
| s) Professional Charges | | 8117938 | 1854193 |
| t) Provision for Bad and Doubtful Debts/Advances | | | |
| u) Irrecoverable Balances Written-off | | | |
| v) Packing Charges | | | |
| w) Freight and Forwarding Expenses | | | |
| x) Distribution Expenses | | | |
| y) Advertisement and Publicity | | 10019533 | 16796732 |
| z) Others (specify) | 5 | 57776268 | 61813010 |
| TOTAL | | 122983498 | 124689788 |



M. BABU
FINANCE OFFICER




S. MOHANAN NAIR
SENIOR GENERAL MANAGER



K. M. NAIR, IRS (Retd)
CHIEF CONTROLLER

Vide our report of even date
For Balan & Co
Chartered Accountants
FRN . 000340S



Prof. M RADHAKRISHNA PILLAI
FRCPATH, PhD, FASc, FNAsc
DIRECTOR



Pradeep Kumar Varma, FCA
(Partner)
M.No. 207459

Place: Trivandrum
Date: 07.08.2014

FORM OF FINANCIAL STATEMENTS (NON-PROFIT ORGANISATIONS)
 RAJIV GANDHI CENTRE FOR BIOTECHNOLOGY, THIRUVANANTHAPURAM

**SCHEDULES FORMING PART OF INCOME AND EXPENDITURE ACCOUNT
 FOR THE PERIOD/YEAR ENDED 31.03.2014**

| SCHEDULE 22 - EXPENDITURE ON GRANTS, SUBSIDIES ETC. | (Amount-Rs) | |
|--|--------------|---------------|
| | Current Year | Previous Year |
| a) Grants given to Institutions/Organisations | | |
| b) Subsidies given to Institutions/Organisations | | |
| TOTAL | NIL | NIL |

Note - Name of the Entities, their Activities along with the amount of Grants/Subsidies are to be disclosed.


M. BABU
 FINANCE OFFICER



S. MOHANAN NAIR
 SENIOR GENERAL MANAGER


K. M. NAIR, IRS (Retd)
 CHIEF CONTROLLER

Vide our report of even date
 For Balan & Co
 Chartered Accountants
 FRN . 000340S


Pradeep Kumar Varma, FCA
 (Partner)
 M.No. 207459

Place: Trivandrum
 Date: 07.08.2014


Prof. M RADHAKRISHNA PILLAI
 FRCPath, PhD, FASc, FNASc
 DIRECTOR

FORM OF FINANCIAL STATEMENTS (NON-PROFIT ORGANISATIONS)
 RAJIV GANDHI CENTRE FOR BIOTECHNOLOGY, THIRUVANANTHAPURAM

SCHEDULES FORMING PART OF INCOME AND EXPENDITURE ACCOUNT
 FOR THE PERIOD/YEAR ENDED 31.03.2014


| SCHEDULE 23 - INTEREST | (Amount-Rs) | |
|--|--------------|---------------|
| | Current Year | Previous Year |
| a) On Fixed Loans | | |
| b) On Other Loans (including Bank Charges) | | |
| c) Others (specify) | | |
| TOTAL | NIL | NIL |



M. BABU
FINANCE OFFICER



S. MOHANAN NAIR
SENIOR GENERAL MANAGER



K. M. NAIR, IRS (Retd)
CHIEF CONTROLLER

Vide our report of even date
 For Balan & Co
 Chartered Accountants
 FRN . 000340S



Pradeep Kumar Varma, FCA
(Partner)
M.No. 207459



Prof. M RADHAKRISHNA PILLAI
FRCPATH, PhD, FASc, FNAsc
DIRECTOR

Place: Trivandrum
 Date: 07.08.2014


FORM OF FINANCIAL STATEMENTS (NON-PROFIT ORGANISATIONS)
RAJIV GANDHI CENTRE FOR BIOTECHNOLOGY, THIRUVANANTHAPURAM

SCHEDULES FORMING PART OF BALANCE SHEET 31.03.2014

| SCHEDULE 26 a - UNSPENT BALANCE OF GRANT | (Amount-Rs) | |
|--|--------------------|--------------------|
| | Current Year | Previous Year |
| a) Opening balance of the funds | (9,873,097) | 199,714,716 |
| b) Additions to the Funds: | | |
| i. Donation/grants | | |
| DBT | - | - |
| ii. Income from investments made on account of funds | | |
| iii. Other additions (specify nature) | | |
| TOTAL (a+b) | (9,873,097) | 199,714,716 |
| c) Utilisation/Expenditure towards objectives of funds | | |
| i. Capital Expenditure | | |
| -Fixed Assets - | | 203,987,257 |
| -Others | | |
| Total | - | 203,987,257 |
| ii. Revenue Expenditure | | |
| -Salaries, Wages and allowances etc. | - | - |
| -Rent | - | - |
| -Other Administrative expenses | - | 5,600,556 |
| Total | - | 5,600,556 |
| TOTAL (c) | - | 209,587,813 |
| NET BALANCE AS AT THE YEAR-END (a+b-c) | (9,873,097) | (9,873,097) |


M. BABU
FINANCE OFFICER



S. MOHANAN NAIR
SENIOR GENERAL MANAGER


K. M. NAIR, IRS (Retd)
CHIEF CONTROLLER

Vide our report of even date
For Balan & Co
Chartered Accountants
FRN . 000340S


Pradeep Kumar Varma, FCA
(Partner)
M.No. 207459


Place: Trivandrum
Date: 07.08.2014


Prof. M RADHAKRISHNA PILLAI
FRCPATH, PhD, FASc, FNAsc
DIRECTOR

FORM OF FINANCIAL STATEMENTS (NON-PROFIT ORGANISATIONS)
RAJIV GANDHI CENTRE FOR BIOTECHNOLOGY, THIRUVANANTHAPURAM

**SCHEDULES FORMING PART OF INCOME AND EXPENDITURE ACCOUNT
FOR THE PERIOD/YEAR ENDED 31.03.2014**


| SCHEDULE 28 PROJECT EXPENSES | (Amount-Rs) | |
|-------------------------------|-------------------|-------------------|
| | Current Year | Previous Year |
| Annual Workshop | 601,068 | 600,000 |
| Bank Charges | 14,029 | 15,420 |
| Consumables | 29,719,239 | 22,212,152 |
| Contingency | 13,506,497 | 5,570,759 |
| Departmental Assistance - UGC | | 141,000 |
| EPF (Employer) Contribution | | 5,397 |
| Fellowship | 20,877,541 | 22,700,841 |
| Manpower | 18,240,899 | 15,416,635 |
| Overhead | 2,304,247 | 1,760,541 |
| Overseas Allowance | 900,000 | 150,000 |
| STF Contingency | 2,272,117 | 3,114,793 |
| Summer School India | | 1,000,000 |
| Traineeship | | 12,419 |
| IYBA project award | 100,000 | |
| Travel | 2,735,945 | 3,428,556 |
| TOTAL | 91,271,582 | 76,128,513 |



M. BABU
FINANCE OFFICER



S. MOHANAN NAIR
SENIOR GENERAL MANAGER




K. M. NAIR, IRS (Retd)
CHIEF CONTROLLER

Vide our report of even date
For Balan & Co
Chartered Accountants
FRN . 000340S



Pradeep Kumar Varma, FCA
(Partner)
M.No. 207459

Place: Trivandrum
Date: 07.08.2014



Prof. M RADHAKRISHNA PILLAI
FRCPATH, PhD, FASc, FNAsc
DIRECTOR

FORM OF FINANCIAL STATEMENTS (NON-PROFIT ORGANISATIONS)
RAJIV GANDHI CENTRE FOR BIOTECHNOLOGY, THIRUVANANTHAPURAM

**SCHEDULES FORMING PART OF INCOME AND EXPENDITURE ACCOUNT
FOR THE PERIOD/YEAR ENDED 31.03.2014**


| SCHEDULE 29 UNSPENT BALANCE OF SUMMER TRAINING FUND | (Amount-Rs) | |
|---|------------------|------------------|
| | Current Year | Previous Year |
| Opening unspent balance of Summer Training Fund (Scientist Share) | 1,436,953 | 2,285,799 |
| Add: Summer Training Fee received (Scientist Share) | 2,314,496 | 2,282,100 |
| | 3,751,449 | 4,567,899 |
| Less: Amount Utilized for acquisition of capital asset | 90,760 | 143,597 |
| Less: Revenue Allocation of Summer Training Fund (Scientist Share) | 2,324,350 | 2,987,349 |
| Unspent balance of Summer Training Fund (Scientist Share) | 2,415,110 | 3,130,946 |
| TOTAL | 1,336,339 | 1,436,953 |


M. BABU

FINANCE OFFICER


S. MOHANAN NAIR

SENIOR GENERAL MANAGER


K. M. NAIR, IRS (Retd)

CHIEF CONTROLLER


Prof. M RADHAKRISHNA PILLAI

FRCPath, PhD, FASc, FNASc
DIRECTOR

Vide our report of even date
For Balan & Co
Chartered Accountants
FRN . 000340S


Pradeep Kumar Varma, FCA

(Partner)
M.No. 207459

FORM OF FINANCIAL STATEMENTS (NON-PROFIT ORGANISATION)
RAJIV GANDHI CENTRE FOR BIOTECHNOLOGY, THIRUVANANTHAPURAM

SUB SCHEDULES FORMING PART OF BALANCE SHEET AS AT 31.03.2014

| SUB SCH NO. | PARTICULARS | (Amount-Rs) | |
|----------------|-----------------------------------|------------------|------------------|
| | | Current Year | Previous Year |
| | FEES/SUBSCRIPTIONS | | |
| 1.00 | Entrance Fees | - | - |
| | | - | - |
| 2.00 | Annual Fees | | |
| | Cost of Tender | 53,008 | 173,200 |
| | Fee for Phd Registration | 53,500 | 51,000 |
| | Guest House Rent | 28,200 | 25,250 |
| | Hostel Room Rent | 2,464,602 | 2,089,379 |
| | Rent From Bank | 22,080 | 22,080 |
| | Other Grants | 303,600 | 1,130,000 |
| | | 2,924,990 | 3,490,909 |
| 3.00 | Miscellaneous Income | | |
| | Animal House Facility | | - |
| | RTI Fee | 306 | 32 |
| | Library Income | <u>9,823</u> | <u>61,554</u> |
| | Other Receipts | 125,100 | 74,470 |
| | Penalty | - | 38,412 |
| | DNA Barcoding Test Fee | 802,223 | 267,245 |
| | DNA Test Fee | 875,481 | 1,221,609 |
| | Fee for Various Tests | 160,199 | 85,698 |
| | RFDF Training Fee | 303,969 | |
| | Animal Research Facility test fee | 52,850 | |
| | Summer Training Fee | 2,314,495 | 2,284,100 |
| | LMMD Test Fee | 2,742,258 | 870,713 |
| | | 7,386,705 | 4,903,834 |
| | ESTABLISHMENT EXPENSES | | |
| 4.00 | Salaries and Wages | | |
| | DA | 29,185,224 | 539,821 |
| | Earned Leave Encashment | 181,581 | 452,049 |
| | Employer NPS Contribution | 1,750,288 | 4,601,482 |
| | Employer Pension Contribution LIC | 5,263,659 | 5,250,427 |

| | | | |
|-------------|---------------------------------|-------------|-------------|
| | EPF Employer | 581,100 | 50,700 |
| | Medical Reimbursement | 3,722,262 | 2,330,560 |
| | Research Associateship | 245,001 | 2,586,789 |
| | Salary | 63,109,576 | 64,907,133 |
| | Wages to Staff | 6,032,215 | 16,911,631 |
| | Uniform Allowance | | 108,000 |
| | Bonus | 148,233 | 162,051 |
| | Children Education Allowance | 986,040 | 947,691 |
| | Leave Travel Concession | 1,695,623 | 1,774,469 |
| | Overtime Allowance | 65,602 | 49,442 |
| | Gratuity | 85,682 | 88,123 |
| | Ramalingaswamy Fellowship | | 229,704 |
| | Medical Insurance | 742,306 | |
| | | 113,794,392 | 100,990,072 |
| | OTHER ADMINISTRATIVE EXPENSES | | |
| 5.00 | Accommodation | 367,368 | 520,518 |
| | Amc for Instrument | 768,804 | 902,265 |
| | Bank Charge | 205,761 | 153,202 |
| | Cleaning Materials | 83,049 | 72,690 |
| | Labour Charge | 28,250 | 36,483 |
| | Miscellaneous Expense | 189,730 | 121,102 |
| | Premises Upkeeping | 97,620 | 52,265 |
| | NPS Service Charge | 11,725 | 9,991 |
| | Office Expenses | 2,255,194 | 1,835,748 |
| | Electrical Spares & Consumables | 2,442,812 | 1,469,275 |
| | Instru. Repairs & Maintenance | 2,736,096 | 2,182,917 |
| | Instru. Spares & Cons. | 32,055 | 1,088,861 |
| | Library Contingency | 156,664 | 587,138 |
| | Maintenance of Website | 193,963 | 130,137 |
| | Refreshment Expenses | 30,871 | 65,515 |

| | | | |
|-------------|---|-------------------|-------------------|
| | Pest Control | 366,464 | 257,796 |
| | Fuel Charges | 1,422,139 | 1,458,216 |
| | Internet Connection Charge | 955,060 | 999,070 |
| | Lease Rent | | 31,667 |
| | Membership with Professional Bodies | | 11,500 |
| | Other Expenses | 175,689 | 102,839 |
| | Second Campus | 4,659,455 | 1,022,501 |
| | Survey of Land 2nd Campus | | 72,651 |
| | Bio Innovation Centre Foundation Stone Laying | 5,552,537 | |
| | | | - |
| | RESEARCH & LAB EXPENSES | | - |
| | Contingency | | - |
| | Honorarium | 707,500 | 217,000 |
| | Lab Consumables | 31,901,171 | 44,909,011 |
| | Lab Furnishing | | 32,400 |
| | Other Research Expenses | 2,436,291 | 3,470,252 |
| | | 57,776,268 | 61,813,010 |
| 6.00 | Vehicles Running and Maintenance | | |
| | Vehicle Insurance & Road Tax | 63,970 | 161,237 |
| | Maintenance of Vehicles | 235,521 | 194,245 |
| | Vehicle Hiring Charges | 481,056 | |
| | | 780,547 | 355,482 |