

**Auditors Report
&
Statement of Accounts
2014-2015**



Rajiv Gandhi Centre for Biotechnology
Thiruvananthapuram-695014



JVR & ASSOCIATES, CHARTERED ACCOUNTANTS
2nd Floor, TC 15/182, Chennankara Buildings
Above SBI Althara Branch, Vellayamabalam
Thiruvananthapuram - 695 010
Phone: 0471-4061392, 4061393
e-mail : jvrtvm@gmail.com, www.jvr-cos.com

The Director
Rajiv Gandhi Centre For Biotechnology,
Thiruvananthapuram

AUDITORS REPORT

We have audited the attached Balance Sheet of the RAJIV GANDHI CENTRE FOR BIOTECHNOLOGY, THIRUVANANTHAPURAM, as at 31st March 2015 and the Income and Expenditure account as on that date annexed thereto. These financial statements are the responsibility of the management of the Centre. Our responsibility is to express an opinion on these financial statements based on our audit.

We have conducted our audit in accordance with auditing standards generally accepted in India. Those standards require that we plan and perform the audit to obtain reasonable assurance about whether the financial statements are free of material misstatement. An audit includes examining, on test basis, evidence supporting the amounts and disclosures in the financial statements. An audit also includes assessing the Accounting principles used and significant estimates presentation. We believe that our audit provides a reasonable basis for our opinion. We report that:-

1. We have obtained all the information and explanation, which to the best of our knowledge and belief were necessary for the purpose of our audit.
2. In our opinion proper books of accounts have been maintained by the centre, so far as it appears from our examination of these books and subject to the comments given below.
3. The said Balance Sheet, Income and Expenditure Account and Schedules thereon are in agreement with the books of accounts maintained by the centre.

And further subject to and read with Accounting Policies and other notes No. B-1 to B-5 given in Schedule - I attached to and forming part of accounts, in our



opinion and to the best of our information and according to the explanation given to us, the said Balance Sheet and Income and Expenditure Account give a true and fair view in conformity with accounting principles generally accepted in India :-

- I. In the case of Balance Sheet of the state of affairs of the Centre as at 31st March 2015.
- II. In the case of Income and Expenditure account of the excess of income over Expenditure for the year ended on that date.

For JVR & Associates
Chartered Accountants
FRN. 01121S

Place: Trivandrum
Date: 05.08.2015

A handwritten signature in black ink, appearing to read 'Ramasubramonia Iyer S. FCA'.

Ramasubramonia Iyer S. FCA
(Partner)
M.No. 203675



**Rajiv Gandhi Centre for Biotechnology
Thiruvananthapuram**

Schedule - I

**SIGNIFICANT ACCOUNTING POLICIES AND NOTES ON ACCOUNTS
FORMING PART OF ACCOUNTS FOR THE YEAR ENDED 31ST MARCH 2015**

A- SIGNIFICANT ACCOUNTING POLICIES

A-1: ACCOUNTING CONVENTIONS:

The accompanying Financial Statements are prepared on historical cost convention.

A-2: FIXED ASSETS

The cost of assets acquired out of grant from externally funded projects and grant from Government are credited to General Fund and depreciation on such all assets acquired out of grant during the year has been written back to Income and Expenditure Account.

A-3: CLOSING STOCK

Stock of laboratory consumables/chemicals are adjusted in the accounts at cost as taken, valued on FIFO Method.

A-4: DEPRECIATION

Depreciation on fixed assets has been charged under Written Down Value Method at the rates specified as per the Income Tax Act. Assets put to use for more than 180 days has been depreciated at full rate and Assets put to use for less than 180 days has been depreciated at 50% of the said rates.

A-5: GRANT IN AID

Grant in aid received from the Department of Bio-Technology has been credited to the General Fund to the extent of the amount spent for Capital Expenditure and the balance amount credited to Income and Expenditure Account to the extent of actual utilisation for revenue expenses.

A-6: PROJECT ACCOUNTS

Income and Expenses of the Projects are accounted for on accrual basis. Balance amount of unutilized grant in aid as on the date of Balance Sheet had been shown as Unspent Balance.

A-7: RETIREMENT BENEFIT SCHEMES

i . PROVIDENT FUND /PENSION FUND

General Provident Fund and Pension Scheme contribution of the Centre have been accounted for on accrual basis. The Leave Salary and Pension Contribution of the employee who is on deputation to the Centre has also been accounted for.

ii . GRATUITY / SURRENDER LEAVE SALARY

The accruing liability on account of retirement gratuity to the employees of the Centre is covered under Group Gratuity Scheme of LIC of India and premium due there on is accounted on accrual basis.



A-8: INTEREST ON FIXED DEPOSITS

Interest accrued on deposits with various banks in respect of the Centre as on 31st March 2015 has been taken credit for in the accounts during the year on accrual basis.

B. NOTES ON ACCOUNTS

B-1 FIXED ASSETS

The fixed assets acquired out of externally funded projects are also included in the Fixed Assets Schedule. The point at which the ownership of these assets passes on to the Centre is subject to the approval of the funding agency. A separate fixed asset register being prepared shows all relevant portions of assets acquired out of external grant.

B-2 Stock of Library Books and other fixed assets has been physically verified during the year and fixed assets register of the Centre has been duly updated by the Management.

B-3 Closing stock of consumables as on the date of Balance Sheet has been taken, valued and verified by the Management. Items issued from main stores to the various labs are treated as consumed.

B-4 The centre has entered into a Group Gratuity Insurance Scheme with LIC of India and premium due up to 31.03.2015 has been provided in the books .The accruing liability on account of gratuity will be met by LIC .

B-5 Previous year figures are rearranged or regrouped wherever necessary.

For JVR & Associates
Chartered Accountants
FRN. 01121S

Ramasubramonia Iyer S. FCA
(Partner)
M.No. 203675


Place: Trivandrum
Date: 05.08.2015

Consolidated
Statement of Accounts

RAJIV GANDHI CENTRE FOR BIOTECHNOLOGY
THIRUVANANTHAPURAM

BALANCE SHEET AS AT 31.03.2015


| <u>CAPITAL FUND AND LIABILITIES</u> | SCH NO | (Amount - Rs) | |
|---|---------------|-----------------------------|------------------------------|
| | | Current Year 2014-15 | Previous Year 2013-14 |
| GENERAL FUND | 1 | 926,538,398 | 956,175,745 |
| RESERVES AND SURPLUS | 2 | - | - |
| EARMARKED/ ENDOWMENT FUNDS | 3 | - | - |
| SECURED LOANS AND BORROWINGS | 4 | - | - |
| UNSECURED LOANS AND BORROWINGS | 5 | - | - |
| DEFERRED CREDIT LIABILITIES | 6 | - | - |
| CURRENT LIABILITIES AND PROVISIONS | 7 | 233,797,022 | 207,860,200 |
| UNSPENT BALANCE OF GRANT | 26 | (8,546,245) | (9,606,733) |
| UNSPENT BALANCE OF EXTERNAL PROJECTS | 27 | 16,245,978 | 38,336,927 |
| UNSPENT BALANCE OF GRANT II nd Campus | 26 a | (9,873,097) | (9,873,097) |
| UNSPENT BALANCE OF SUMMER TRAINING FUND | 29 | 1,030,604 | 1,336,339 |
| TOTAL | | 1,159,192,660 | 1,184,229,381 |
| ASSETS | | | |
| FIXED ASSETS | 8 | 699,898,434 | 710,140,187 |
| INVESTMENTS-FROM EARMARKED/ENDOWMENT FUNDS | 9 | | |
| INVESTMENTS-OTHERS | 10 | | |
| CURRENT ASSETS, LOANS, ADVANCES ETC. | 11 | 459,294,226 | 474,089,193 |
| MISCELLANEOUS EXPENDITURE (to the extent not written off or adjusted) | | | |
| TOTAL | | 1,159,192,660 | 1,184,229,381 |
| SIGNIFICANT ACCOUNTING POLICIES | 24 | | |
| CONTINGENT LIABILITIES AND NOTES ON ACCOUNTS | 25 | | |



M. BABU
FINANCE OFFICER




S. MOHANAN NAIR
CHIEF GENERAL MANAGER



K. M. NAIR, IRS (Retd)
CHIEF CONTROLLER

Vide our report of even date
For JVR & Associates
Chartered Accountants
FRN . 011121S



Prof. M RADHAKRISHNA PILLAI
FRCPATH, PhD, FASc, FNAsc
DIRECTOR



Ramasubramonia Iyer S. FCA
(PARTNER)
M.NO. 203675

Place: Trivandrum
Date: 05.08.2015

SCHEDULES FORMING PART OF BALANCE SHEET AS AT 31.03.2015

| SCHEDULE 1- GENERAL FUND: | (Amount - Rs.) | |
|---|--------------------|--------------------|
| | Current Year | Previous Year |
| Balance as at the beginning of the year | 9,56,175,745 | 1,025,686,722 |
| Add: Amount utilised for acquiring capital asset | 57,567,925 | 42,671,083 |
| Amount Committed for Lab Equipment & Library Books | 28,657,625 | 32,328,675 |
| Share of Overhead | 1,626,565 | 2,445,247 |
| Amount transferred from unspent balance | 87,852,115 | 20,000 |
| Less: Depreciation provided for the above mentioned item written back | 96,149,503 | 100,574,666 |
| Grant Received in Previous Year now accounted | 303,600 | 1,000,000 |
| Amount Committed for Lab Equipment & Library Books in the Previous year | <u>32,328,675</u> | <u>49,634,256</u> |
| Add/(Deduct): Balance of net income/(expenditure) transferred from Income & Expenditure A/c | 11,292,316 | 4,232,940 |
| BALANCE AT THE YEAR-END | 926,538,398 | 956,175,745 |



M. BABU
FINANCE OFFICER



K. M. NAIR, IRS (Retd)
CHIEF CONTROLLER



Prof. M. RADHAKRISHNA PILLAI
FRCP(ath), PhD, FASc, FNASc
DIRECTOR

Vide our report of even date
For JVR & Associates
Chartered Accountants
FRN . 011121S



Ramasubramonia Iyer S. FCA
(PARTNER)
M.NO. 203675

SCHEDULES FORMING PART OF BALANCE SHEET AS AT 31.03.2015

| SCHEDULE 2 - RESERVES AND SURPLUS | (Amount - Rs.) | | |
|--|----------------|---------------|---------------|
| | Current Year | Previous Year | Previous Year |
| 1. <u>Capital Reserve:</u> As per last Account Addition during the year Less: Deductions during the year | | | |
| 2. <u>Revaluation Reserve</u> As per last Account Addition during the year Less: Deductions during the year | | | |
| 3. <u>Special Reserve</u> As per last Account Addition during the year Less: Deductions during the year | | | |
| 4. <u>General Reserve</u> As per last Account Addition during the year Less: Deductions during the year | | | |
| TOTAL | NIL | NIL | NIL |

Vide our report of even date
For JVR & Associates
Chartered Accountants
FRN . 011121S



M. BABU
FINANCE OFFICER

Place: Trivandrum
Date: 05.08.2015



K. M. NAIR, IRS (Retd)
CHIEF CONTROLLER



Prof. M RADHAKRISHNA PILLAI
FRCPath, PhD, FASC, FNAsc
DIRECTOR



Ramasubramonia Iyer S. FCA
(PARTNER)
M.NO. 203675

SCHEDULES FORMING PART OF BALANCE SHEET AS AT 31.03.2015

| SCHEDULE 3 - EARMARKED/ENDOWMENT FUNDS | (Amount - Rs.) | | | | | | |
|--|---------------------|---------|---------|---------|--------------|---------------|--|
| | FUND -WISE BREAK UP | | | | TOTAL | | |
| | Fund WW | Fund XX | Fund YY | Fund ZZ | Current Year | Previous Year | |
| a) Opening balance of the funds | | | | | | | |
| b) Additions to the Funds: | | | | | | | |
| i. Donation/grants | | | | | | | |
| ii. Income from investments made on account of funds | | | | | | | |
| iii. Other additions (specify nature) | | | | | | | |
| TOTAL (a + b) | | | | | | | |
| c) Utilisation/Expenditure towards objectives of funds | | | | | | | |
| i. Capital Expenditure | | | | | | | |
| -Fixed Assets | | | | | | | |
| -Others | | | | | | | |
| Total | | | | | | | |
| ii. Revenue Expenditure | | | | | | | |
| -Salaries, Wages and allowances etc. | | | | | | | |
| -Rent | | | | | | | |
| -Other Administrative expenses | | | | | | | |
| Total | | | | | | | |
| TOTAL (c) | | | | | | | |
| NET BALANCE AS AT THE YEAR-END (a + b - c) | NIL | NIL | NIL | NIL | NIL | NIL | |


Notes

- Disclosures shall be made under relevant heads based on conditions attaching to the grants.
- Plan Funds received from the Central/State Governments are to be shown as separate Funds and not to be mixed up with any other Funds

Vide our report of even date
For JVR & Associates
Chartered Accountants
FRN . 011121S



M. BABU
FINANCE OFFICER



K. M. NAIR, IRS (Retd)
CHIEF CONTROLLER



Prof. M RADHAKRISHNA PILLAI
FRCPath, PhD, FASc, FNASc
DIRECTOR



Ramasubramonia Iyer S. FCA
(PARTNER)
M.NO. 203675

SCHEDULES FORMING PART OF BALANCE SHEET AS AT 31.03.2015

| | (Amount - Rs.) | |
|--|----------------|---------------|
| | Current Year | Previous Year |
| SCHEDULE 4 - SECURED LOANS AND BORROWINGS: | | |
| 1. Central Government | | |
| 2. State Government (Specify) | | |
| 3. Financial Institutions a) Term Loans b) Interest accrued and due | | |
| 4. Banks: a) Term Loans -Interest accrued and due b) Other Loans (specify) -Interest accrued and due | | |
| 5. Other Institutions and Agencies | | |
| 6. Debentures and Bonds | | |
| 7. Others (Specify) | | |
| Total | NIL | NIL |
| Note: Amounts due within one year | | |


Vide our report of even date
For JVR & Associates
Chartered Accountants
FRN . 0111215



Ramasubramonia Iyer S. FCA
(PARTNER)
M.NO. 203675



Prof. M RADHAKRISHNA PILLAI
FRCPatn, PhD, FASc, FNASC
DIRECTOR



K. M. NAIR, IRS (Retd)
CHIEF CONTROLLER



S. MOHANAN NAIR
CHIEF GENERAL MANAGER




M. BABU
FINANCE OFFICER

Place: Trivandrum
Date: 05.08.2015

SCHEDULES FORMING PART OF BALANCE SHEET AS AT 31.03.2015

| SCHEDULES 5 - UNSECURED LOANS AND BORROWINGS | (Amount - Rs) | |
|--|---------------|---------------|
| | Current Year | Previous Year |
| 1. Central Government | | |
| 2. State Government (Specify) | | |
| 3. Financial Institutions | | |
| 4. Banks: | | |
| a) Term Loans | | |
| b) Other Loans (specify) | | |
| 5. Other Institutions and Agencies | | |
| 6. Debentures and Bonds | | |
| 7. Fixed Deposits | | |
| 8. Others (Specify) | | |
| Total | NIL | NIL |


Note: Amounts due within one year



M. BABU
FINANCE OFFICER



S. MOHANAN NAIR
CHIEF GENERAL MANAGER




K. M. NAIR, IRS (Retd)
CHIEF CONTROLLER

Vide our report of even date
For JVR & Associates
Chartered Accountants
FRN . 011121S



Ramasubramonia Iyer S. FCA
(PARTNER)
M.NO. 203675

Place: Trivandrum
Date: 05.08.2015




Prof. M RADHAKRISHNA PILLAI
FRCPATH, PhD, FASc, FNASc
DIRECTOR

SCHEDULES FORMING PART OF BALANCE SHEET AS AT 31.03.2015

| SCHEDULES 6- DEFERRED CREDIT LIABILITIES : | (Amount - Rs) | |
|---|---------------|---------------|
| | Current Year | Previous Year |
| a) Acceptances secured by hypothecation of capital equipment and other assets | | |
| b) Others | | |
| Total | NIL | NIL |


Note: Amounts due within one year



M. BABU
FINANCE OFFICER



S. MOHANAN NAIR
CHIEF GENERAL MANAGER



K. M. NAIR, IRS (Retd)
CHIEF CONTROLLER

Vide our report of even date
For JVR & Associates
Chartered Accountants
FRN . 011121S



Ramasubramonia Iyer S. FCA
(PARTNER)
M.NO. 203675

Place: Trivandrum
Date: 05.08.2015




Prof. M RADHAKRISHNA PILLAI
FRCPATH, PhD, FASc, FNASc
DIRECTOR

SCHEDULES FORMING PART OF BALANCE SHEET AS AT 31.03.2015

| SCHEDULE 7 - CURRENT LIABILITIES AND PROVISIONS | (Amount - Rs.) | | | |
|---|----------------|-------------|---------------|-------------|
| | Current Year | | Previous Year | |
| | Sub Sch No. | | Sub Sch No. | |
| A. CURRENT LIABILITIES | | | | |
| 1. Acceptances | | | | |
| 2. Sundry Creditors: | | | | |
| a) For Goods | | | | |
| b) Others | | | | |
| 3. Advances Received | 1 | 64,450,903 | 1 | 56,077,884 |
| 4. Interest accrued but not due on: | | | | |
| a) Secured Loans/borrowings | | | | |
| b) Unsecured Loans/borrowings | | | | |
| 5. Statutory Liabilities: | | | | |
| a) Overdue | 2 | 1,590,446 | 2 | 879,620 |
| b) Others | 3 | 167,894,873 | 3 | 150,902,696 |
| 6. Other current Liabilities | | | | |
| Total (A) | | 233,936,222 | | 207,860,200 |
| B. PROVISIONS | | | | |
| 1. For Taxation | | | | |
| 2. Gratuity | | | | |
| 3. Superannuation/Pension | | | | |
| 4. Accumulated Leave Encashment | | | | |
| 5. Trade Warranties/Claims | | | | |
| 6. Others (Specify) | | | | |
| Total (B) | | | | |
| Total (A+B) | | 233,936,222 | | 207,860,200 |


M. BABU
 FINANCE OFFICER


S. MOHANAN NAIR
 CHIEF GENERAL MANAGER


K. M. NAIR, IRS (Retd)
 CHIEF CONTROLLER


Prof. M RADHAKRISHNA PILLAI
 FRCPATH, PhD, FASC, FNASC
 DIRECTOR

Vide our report of even date
 For JVR & Associates
 Chartered Accountants
 FRN . 011121S


Ramasubramonia Iyer S. FCA
 (PARTNER)
 M.NO. 203675

Place: Trivandrum
 Date: 05.08.2015

FORM OF FINANCIAL STATEMENTS (NON-PROFIT ORGANISATIONS)

SCHEDULE - 8 FIXED ASSETS OF MAIN ACCOUNT

| S.L. No. | Particulars | Gross Block | | | | | | | | | | |
|----------|---|------------------|-----|----------------|-----|------------------|-----|-----------------|-----|-----------------------|-----|--|
| | | As At 01.04.2014 | | Upto 30.9.2014 | | After 30.09.2014 | | Total Additions | | Deduction/ Adjustment | | |
| | | Rs. | Ps. | Rs. | Ps. | Rs. | Ps. | Rs. | Ps. | Rs. | Ps. | |
| 1 | Land (Free Hold - Main Campus) | | 1 | | | | - | | | | | |
| 2 | Land (Free Hold - Second Campus) | | 1 | | | | - | | | | | |
| 3 | BUILDING | 168,511,025 | | | | | - | | - | | | |
| 4 | CENTRAL AIRCONDITION | 3,822,827 | | | | | - | | | | | |
| 5 | ELEVATOR | 4,802,000 | | | | | - | | | | | |
| 6 | INTERIOR DECORATION | 1,177,838 | | | | | - | | | | | |
| 7 | ANIMAL HOUSE | 7,639,279 | | | | | - | | | | | |
| 8 | BOREWELL | 259,411 | | | | | - | | | | | |
| 9 | OPEN WELL | 738,200 | | | | | - | | | | | |
| 10 | COLD ROOM | 944,136 | | | | | - | | | | | |
| 11 | LAB EQUIPMENT | 710,459,866 | | 9,459,631 | | 9,854,888 | | 19,314,519 | | | | |
| 12 | FURNITURE | 15,070,557 | | 830,739 | | 2,012,016 | | 2,842,755 | | | | |
| 13 | COMPUTER | 10,879,916 | | | | 368,680 | | 368,680 | | | | |
| 14 | AIR CONDITIONER | 2,256,353 | | | | - | | | | | | |
| 15 | MOTOR CAR | 2,589,757 | | 2,170,557 | | - | | 2,170,557 | | 758,125 | | |
| 16 | LAB FURNITURE | 11,286,693 | | 7,744 | | 6,967,182 | | 6,974,926 | | | | |
| 17 | OFFICE EQUIPMENT | 1,916,535 | | 34,000 | | 1,780,684 | | 1,814,684 | | | | |
| 18 | ELEC. EQUIPMENT | 1,675,596 | | | | - | | | | | | |
| 19 | WATER COOLER | 44,374 | | | | - | | | | | | |
| 20 | LAB ITEMS [NP] | 29,667 | | | | - | | | | | | |
| 21 | BOOKS | 10,381,077 | | 19,285 | | 524,191 | | 543,476 | | | | |
| 22 | BOUNDARYWALL & ROAD | 212,471 | | | | - | | | | | | |
| 23 | VCR | 16,990 | | | | - | | | | | | |
| 24 | CYCLE | 4,533 | | | | - | | | | | | |
| 25 | TELEVISION | 16,400 | | | | - | | | | | | |
| 26 | MACHINERY | 31,679 | | | | - | | | | | | |
| 27 | OTHER ASSETS | 737,804 | | | | - | | | | | | |
| 28 | GENERATOR | 1,233,600 | | | | - | | | | | | |
| 29 | MOPED | 24,780 | | | | - | | | | | | |
| 30 | ANIMAL CAGE | 705,029 | | | | - | | | | | | |
| 31 | Lab Equipment(Sashi Project) | 213,306 | | | | - | | | | | | |
| 32 | Automation Computer - Attendance system | 137,588 | | | | - | | | | | | |
| 33 | Automation - epabx | 116,480 | | | | - | | | | | | |
| 34 | Corpus fund - computer | 57,600 | | | | - | | | | | | |
| 35 | Corpus fund - furniture | 10,935 | | | | - | | | | | | |
| 36 | Corpus fund - Motor Car | 477,500 | | | | - | | | | | | |
| 37 | Hostel amenities - utensils | 461,697 | | | | - | | | | | | |
| 38 | Library equipment | 296,039 | | | | - | | | | | | |
| 39 | Summer Training Proj (Dr T R Santosh) Equipment | 7,900 | | | | - | | | | | | |
| 40 | CF new proj - equipments (animal house) | 50,971 | | | | - | | | | | | |
| 41 | Molecular med- pathology lab Refrigerator | 70,201 | | | | - | | | | | | |
| 42 | DNA Test Fee Equipment | 9,500 | | | | - | | | | | | |

SCHEDULES FORMING PART OF BALANCE SHEET AS AT 31.03.2015

| | | DEPRECIATION | | | | | | | | NET BLOCK | | | | |
|---------------------|-----|--------------|---------------------|-----|--------------|-----|--------------------|-----|---------------------|-----------|---------------------|-----|---------------------|-----|
| As At 31.03.2015 | | Rate % | As At 01.04.2014 | | For the year | | Sale Adjustment | | As At 31.03.2015 | | As at 31.03.2015 | | As At 31.03.2014 | |
| Rs. | Ps. | | Rs. | Ps. | Rs. | Ps. | Rs. | Ps. | Rs. | Ps. | Rs. | Ps. | Rs. | Ps. |
| | 1 | - | - | - | - | - | - | - | - | - | 1 | | 1 | |
| | 1 | - | - | - | - | - | - | - | - | - | 1 | | 1 | |
| 168,511,025 | | 10 | 101,419,082 | | 6,709,194 | | - | | 108,128,277 | | 60,382,748 | | 67,091,943 | |
| 3,822,827 | | 15 | 3,443,133 | | 56,954 | | - | | 3,500,087 | | 322,740 | | 379,694 | |
| 4,802,000 | | 15 | 3,679,620 | | 168,357 | | - | | 3,847,977 | | 954,023 | | 1,122,380 | |
| 1,177,838 | | 10 | 894,288 | | 28,355 | | - | | 922,643 | | 255,195 | | 283,550 | |
| 7,639,279 | | 10 | 5,800,043 | | 183,924 | | - | | 5,983,967 | | 1,655,312 | | 1,839,236 | |
| 259,411 | | 10 | 181,283 | | 7,813 | | - | | 189,096 | | 70,315 | | 78,128 | |
| 738,200 | | 10 | 558,951 | | 17,925 | | - | | 576,876 | | 161,324 | | 179,249 | |
| 944,136 | | 15 | 861,559 | | 12,386 | | - | | 873,946 | | 70,190 | | 82,577 | |
| 729,774,385 | | 15 | 267,474,440 | | 68,605,875 | | - | | 336,080,315 | | 393,694,070 | | 442,985,426 | |
| 17,913,312 | | 10 | 6,719,724 | | 1,018,758 | | - | | 7,738,482 | | 10,174,830 | | 8,350,833 | |
| 11,248,596 | | 60 | 10,269,022 | | 477,141 | | - | | 10,746,162 | | 502,434 | | 610,894 | |
| 2,256,353 | | 15 | 1,445,089 | | 121,690 | | - | | 1,566,779 | | 689,89,574 | | 811,264 | |
| 4,002,189 | | 15 | 1312,267 | | 517,207 | | 623,926 | | 1,205,548 | | 276,641 | | 1,277,490 | |
| 18,261,619 | | 10 | 1,806,291 | | 1,297,174 | | - | | 3,103,465 | | 15,158,154 | | 9,480,402 | |
| 3,731,219 | | 15 | 1,579,755 | | 189,168 | | - | | 1,768,923 | | 1,962,296 | | 336,780 | |
| 1,675,596 | | 10 | 698,751 | | 97,685 | | - | | 796,435 | | 879,161 | | 976,845 | |
| 44,374 | | 15 | 41,071 | | 495 | | - | | 41,567 | | 2,807 | | 3,303 | |
| 29,667 | | 15 | 29,224 | | 66 | | - | | 29,291 | | 376 | | 443 | |
| 10,924,553 | | 60 | 9,783,740 | | 527,230 | | - | | 10,310,971 | | 613,582 | | 597,337 | |
| 212,471 | | 10 | 168,541 | | 4,393 | | - | | 172,934 | | 39,537 | | 43,930 | |
| 16,990 | | 15 | 16,675 | | 47 | | - | | 16,722 | | 268 | | 315 | |
| 4,533 | | 15 | 4,419 | | 17 | | - | | 4,436 | | 97 | | 114 | |
| 16,400 | | 15 | 15,659 | | 111 | | - | | 15,770 | | 630 | | 741 | |
| 31,679 | | 15 | 31,243 | | 65 | | - | | 31,309 | | 370 | | 436 | |
| 737,804 | | 15 | 124,939 | | 91,930 | | - | | 216,869 | | 520,935 | | 612,865 | |
| 1,233,600 | | 15 | 1,196,568 | | 5,555, | | - | | 1,202,123 | | 31,477 | | 37,032 | |
| 24,780 | | 15 | 22,045 | | 410 | | - | | 22,455 | | 2,325 | | 2,735 | |
| 705,029 | | 15 | 565,128 | | 20,985 | | - | | 586,113 | | 118,916 | | 139,901 | |
| 213,306 | | 15 | 203,664 | | 1,446 | | - | | 205,110 | | 8,196 | | 9,642 | |
| 137,588 | | 60 | 137,415 | | 104 | | - | | 137,519 | | 69 | | 173 | |
| 116,480 | | 60 | 116,360 | | 72 | | - | | 116,432 | | 48 | | 120 | |
| 57,600 | | 60 | 57,566 | | 20 | | - | | 57,586 | | 14 | | 34 | |
| 10,935 | | 15 | 8,253 | | 402 | | - | | 8,656 | | 2,279 | | 2,682 | |
| 477,500 | | 15 | 360,397 | | 17,565 | | - | | 377,963 | | 99,537 | | 117,103 | |
| 461,697 | | 15 | 338,657 | | 18,456 | | - | | 357,113 | | 104,584 | | 123,040 | |
| 296,039 | | 25 | 227,629 | | 17,102 | | - | | 244,732 | | 51,307 | | 68,410 | |
| 7,900 | | 15 | 5,963 | | 291 | | - | | 6,253 | | 1,647 | | 1,937 | |
| 50,971 | | 15 | 35,292 | | 2,352 | | - | | 37,643 | | 13,328 | | 15,679 | |
| 70,201 | | 10 | 42,587 | | 2,761 | | - | | 45,349 | | 24,852 | | 27,614 | |
| 9,500 | | 15 | 6,759 | | 411 | | - | | 7,170 | | 2,330 | | 2,741 | |


FORM OF FINANCIAL STATEMENTS (NON-PROFIT ORGANISATIONS)

SCHEDULE - 8 Contd..... FIXED ASSETS OF MAIN ACCOUNT

| S.L. No. | Particulars | Gross Block | | | | | | | | | | | |
|----------|---|------------------|----------------------|----------------|-------------------|------------------|-----|-------------------|-----|-----------------------|-----|--|----------------|
| | | As At 01.04.2014 | | Upto 30.9.2014 | | After 30.09.2014 | | Total Additions | | Deduction/ Adjustment | | | |
| | | Rs. | Ps. | Rs. | Ps. | Rs. | Ps. | Rs. | Ps. | Rs. | Ps. | | |
| 43 | Instrumentation Equipment | | 243,974 | | | | | | | | | | |
| 44 | Library Database & Software | | 176,851 | | | | | | | | | | |
| 45 | OYP Prog Dr.Sree Kumar Equipment | | 38,420 | | | | | | | | | | |
| 46 | Summer Training Proj (Dr . Karun) Equipment | | 34,646 | | | | | | | | | | |
| 47 | RFDF Equipment | | 549,427 | | | | | | | | | | |
| 48 | RFMD Equipment | | 451,021 | | | | | | | | | | |
| 49 | Canteen Utensils | | 161,671 | | | | | | | | | | |
| 50 | Software & Database | | 1,332,121 | | | | | 1,975,543 | | - 1,975,543 | | | |
| 51 | Fire Fighting System | | 2,264,232 | | 310,419 | | | | | 310,419 | | | |
| 52 | Monor Equipment | | 133,554 | | 18,600 | | | 959,944 | | 978,544 | | | |
| | CAPITAL WORK IN PROGRESS | | - | | | | | | | | | | |
| 53 | Work Civil Building - Others | | 2,261,576 | | | | | | | | | | |
| 54 | Work- Civil PHASE III | | 20,329,522 | | | | | | | | | | |
| 54 | Work-Civil Sevarage System | | 3,068,230 | | | | | | | | | | |
| 55 | Work-Civil Minor | | 2,442,215 | | | | | 629,248 | | 629,248 | | | |
| 56 | Work- Electrical | | 694,698 | | | | | | | | | | |
| 57 | Work- Electrical-Building Phase III | | 22,858,227 | | | | | | | | | | |
| 58 | Works | | 33,563,329 | | 10,958,860 | | | 15,735,156 | | 26,694,016 | | | |
| 59 | Land Development | | 1,666,110 | | | | | | | | | | |
| 60 | Main | | | | 1,085,027 | | | | | 1,085,027 | | | |
| | TOTAL | | 1,051,647,934 | | 23,809,835 | | | 40,807,532 | | 65,702,394 | | | 758,125 |

| SCHEDULE-8 FIXED ASSETS OF PROJECT ACCOUNT | | | | ADDITIONS | | | | | |
|--|------------------|-------------------|-----------------|-------------------|------------------|------------------|-----------------|-------------------|--------------|
| PARTICULARS | AS AT 01.04.2014 | | UPTO 30.09.2014 | | AFTER 30.09.2014 | | TOTAL ADDITIONS | | DEDUCTION/ A |
| | Rs. | Ps. | Rs. | Ps. | Rs. | Ps. | Rs. | Ps. | |
| Contingency Assests | | 3,321,926 | | 194,184 | | 140,657 | | 334,841 | |
| Equipment | | 79,683,770 | | 10,672,776 | | 8,959,585 | | 19,632,361 | |
| Furniture | | 79,125 | | 35,037 | | 113,263 | | 148,300- | |
| LMMD Contingency Asset | | 11,794 | | | | | | - | |
| STF Contingency Assets | | 67,342 | | | | | | - | |
| STFs Contingency Assets | | | | 139,027 | | 61,985 | | 201,012 | |
| STFs Computer | | | | 14,800 | | 42,800 | | 57,600 | |
| STFs Furniture & Fixtures | | | | 3,435 | | 22,571 | | 26,006 | |
| | | 83,163,956 | | 11,059,259 | | 9,340,861 | | 20,400,120 | |


Place: Trivandrum
Date: 05.08.2015



M. BABU
FINANCE OFFICER



S. MOHANAN NAIR
CHIEF GENERAL MANAGER




K. M. NAIR, IRS (Retd)
CHIEF CONTROLLER


SCHEDULES FORMING PART OF BALANCE SHEET AS AT 31.03.2015

| | | DEPRECIATION | | | | | | | | NET BLOCK | | | | |
|----------------------|-----|--------------|--------------------|-----|-------------------|-----|-----------------|-----|--------------------|-----------|--------------------|-----|--------------------|-----|
| As At 31.03.2015 | | Rate % | As At 01.04.2014 | | For the year | | Sale Adjustment | | As At 31.03.2015 | | As at 31.03.2015 | | As At 31.03.2014 | |
| Rs. | Ps. | | Rs. | Ps. | Rs. | Ps. | Rs. | Ps. | Rs. | Ps. | Rs. | Ps. | Rs. | Ps. |
| 243,974 | | 15 | 93,736 | | 22,536 | | - | | 116,271 | | 127,703 | | 150,238 | |
| 176,851 | | 60 | 167,720 | | 5,478 | | - | | 173,199 | | 3,652 | | 9,131 | |
| 38,420 | | 15 | 27,335 | | 1,663 | | - | | 28,997 | | 9,423 | | 11,085 | |
| 34,646 | | 15 | 24,650 | | 1,499 | | - | | 26,150 | | 8,496 | | 9,996 | |
| 549,427 | | 15 | 362,745 | | 28,002 | | | | 390,748 | | 158,679 | | 186,682 | |
| 451,021 | | 15 | 297,929 | | 22,964 | | | | 320,893 | | 130,128 | | 153,902 | |
| 161,671 | | 15 | 66,980 | | 14,204 | | | | 81,183 | | 80,488 | | 94,961 | |
| 3,307,664 | | 60 | 1,177,907 | | 685 | | | | 1,863,098 | | 1,444,566 | | 154,214 | |
| 2,574,651 | | 15 | 732,547 | | 276,316 | | | | 1008,863 | | 1,565,788 | | 1,531,685 | |
| 1,112,098 | | 15 | 37,061 | | 89,260 | | | | 126,321 | | 985,777 | | 96,493 | |
| - | | | | | | | | | | | | | | |
| 2,261,576 | | | | | | | | | | | 2,261,576 | | 2,261,576 | |
| 20,329,522 | | | - | | - | | | | - | | 20,329,522 | | 20,329,522 | |
| 3,068,230 | | | - | | - | | | | - | | 3,068,230 | | 3,068,230 | |
| 3,071,463 | | | - | | - | | | | - | | 3,071,463 | | 2,442,215 | |
| 694,698 | | | - | | - | | | | - | | 694,698 | | 694,698 | |
| 22,858,227 | | | - | | - | | | | - | | 22,858,227 | | 22,858,227 | |
| 60,257,345 | | | - | | - | | | | - | | 60,257,345 | | 33,563,329 | |
| 1,666,110 | | | - | | - | | | | - | | 1,666,110 | | 1,666,110 | |
| 1,085,027 | | | - | | - | | | | - | | 1,085,027 | | - | |
| 1,115,507,178 | | | 424,671,705 | | 81,369,007 | | 623,926 | | 505,416,786 | | 611,175,419 | | 626,976,231 | |

| DEPRECIATION | | | | | | | | |
|--------------|--------------------|-----|-----------|-----|-------------------|-----|-------------------|-----|
| ADJUSTMENT | AS AT 31.03.2015 | | Rate % | | FOR THE YEAR | | AS AT 31.03.2015 | |
| | Rs. | Ps. | Rs. | Ps. | Rs. | Ps. | Rs. | Ps. |
| | 3,656,767 | | 15 | | 537,966 | | 3,118,801 | |
| | 99,316,131 | | 15 | | 14,225,451 | | 85,090,680 | |
| | 227,425 | | 10 | | 17,079 | | 210,346 | |
| | 11,794 | | 15 | | 1,769 | | 10,025 | |
| | 67,342 | | 15 | | 10,101 | | 57,241 | |
| | 201,012 | | 15 | | 25,503 | | 175,509 | |
| | 57,600 | | 60 | | 21,720 | | 35,880 | |
| | 26,006 | | 10 | | 1,472 | | 24,534 | |
| - | 103,564,076 | | | | 14,841,061 | | 88,723,015 | |

Vide our report of even date
For JVR & Associates
Chartered Accountants
FRN . 011121S


Prof. M RADHAKRISHNA PILLAI
FRCPATH, PhD, FASc, FNAsc
DIRECTOR


Ramasubramonia Iyer S. FCA
(PARTNER)
M.NO. 203675

FORM OF FINANCIAL STATEMENTS (NON-PROFIT ORGANISATIONS)
RAJIV GANDHI CENTRE FOR BIOTECHNOLOGY, THIRUVANANTHAPURAM

SCHEDULES FORMING PART OF BALANCE SHEET AS AT 31.03.2015

| | (Amount - Rs.) | |
|--|----------------|---------------|
| | Current Year | Previous Year |
| SCHEDULE 9 - INVESTMENTS FROM EARNMARKED/ ENDOWMENT FUNDS | | |
| 1. In Government Securities | | |
| 2. Other approved Securities | | |
| 3. Shares | | |
| 4. Debentures and Bonds | | |
| 5. Subsidiaries and Joint Ventures | | |
| 6. Others (to be specified) | | |
| TOTAL | NIL | NIL |

Vide our report of even date
For JVR & Associates
Chartered Accountants
FRN . 011121S



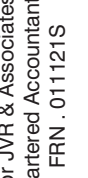
M. BABU
FINANCE OFFICER



K. M. NAIR, IRS (Retd)
CHIEF CONTROLLER



Prof. M RADHAKRISHNA PILLAI
FRCP^{ath}, PhD, FASc, FNASc
DIRECTOR



Ramasubramonia Iyer S. FCA
(PARTNER)
M.NO. 203675

Place: Trivandrum
Date: 05.08.2015

FORM OF FINANCIAL STATEMENTS (NON-PROFIT ORGANISATIONS)
 RAJIV GANDHI CENTRE FOR BIOTECHNOLOGY, THIRUVANANTHAPURAM

SCHEDULES FORMING PART OF BALANCE SHEET AS AT 31.03.2015

| SCHEDULE 10 - INVESTMENTS OTHERS | (Amount - Rs.) | |
|------------------------------------|----------------|---------------|
| | Current Year | Previous Year |
| 1. In Government Securities | | |
| 2. Other approved Securities | | |
| 3. Shares | | |
| 4. Debentures and Bonds | | |
| 5. Subsidiaries and Joint Ventures | | |
| 6. Others (to be specified) | | |
| TOTAL | NIL | NIL |

Vide our report of even date
 For JVR & Associates
 Chartered Accountants
 FRN . 011121S



Ramasubramonia Iyer S. FCA
 (PARTNER)
 M.NO. 203675



Prof. M RADHAKRISHNA PILLAI
 FRCPath, PhD, FASc, FNASc
 DIRECTOR



K. M. NAIR, IRS (Retd)
 CHIEF CONTROLLER



S. MOHANAN NAIR
 CHIEF GENERAL MANAGER



M. BABU
 FINANCE OFFICER

Place: Trivandrum
 Date: 05.08.2015


SCHEDULES FORMING PART OF BALANCE SHEET AS AT 31.03.2015

| SCHEDULE 11 - CURRENT ASSETS, LOANS, ADVANCES ETC | (Amount - Rs.) | | | |
|---|----------------|--------------------|---------------|--------------------|
| | Current Year | | Previous Year | |
| | Sub. Sch.No | | Sub. Sch.No | |
| A. CURRENT ASSETS: | | | | |
| 1. Inventories: | | | | |
| a) Stores and Spares | | 292,512 | | 531,205 |
| b) Loose Tools | | | | |
| c) Stock-in-trade | | | | |
| Finished Goods | | | | |
| Work-in-progress | | | | |
| Raw Materials | | | | |
| 2. Sundry Debtors: | | | | |
| a) Debts Outstanding for a period exceeding six months | | | | |
| b) Others | | | | |
| 3. Cash balances in hand (including cheques/drafts and imprest) | 4 | 23,646 | 4 | 16,754 |
| 4. Bank Balances: | | | | |
| <u>Institute balance</u> | | | | |
| a) With Scheduled Banks: | | | | |
| -On Current Accounts | 5 | | 5 | |
| -On Deposit Accounts (includes margin money) | 5 | 118,555,082 | 5 | 121,084,422 |
| -On Savings Accounts | 5 | 45,112,901 | 5 | 71,050,930 |
| b) With non-Scheduled Banks: | | | | |
| -On Current Accounts | | | | |
| -On Deposit Accounts | | | | |
| -On Savings Accounts | | | | |
| <u>Project Balance</u> | | | | |
| a) With Scheduled Banks: | | | | |
| -On Current Accounts | | | | |
| -On Deposit Accounts (includes margin money) | 7 | 35,909,023 | 7 | 53,715,569 |
| -On Savings Accounts | 5 | 15,108,137 | 5 | 9,784,219 |
| b) With non-Scheduled Banks: | | | | |
| -On Current Accounts | | | | |
| -On Deposit Accounts | | | | |
| -On Savings Accounts | | | | |
| 5. Post Office- Savings Accounts | | | | |
| TOTAL (A) | | 215,001,301 | | 256,183,099 |

| SCHEDULE 11 - CURRENT ASSETS, LOANS, ADVANCES ETC | (Amount - Rs.) | | | |
|---|----------------|--------------------|--------------------|--|
| | Current Year | | Previous Year | |
| | Sub. Sch.No | | Sub. Sch.No | |
| B. LOANS, ADVANCES AND OTHER ASSETS | | | | |
| 1. Loans: | | | | |
| a) Staff (Motor Car Advance) | | | | |
| b) Other Entities engaged in activities /objectives similar to that of the Entity | | | | |
| c) Other (specify) | | | | |
| 2. Advances and other amounts recoverable in cash or in kind or for value to be received: | | | | |
| a) On Capital Account | | | | |
| b) Prepayments | | | | |
| c) Others | | | | |
| 3. Income Accrued: | | | | |
| a) On Investments from Earmarked/ Endowment Funds | | | | |
| b) On Investments-Others | | | | |
| c) On Loans and Advances | | | | |
| d) Others | | | | |
| (includes income due unrealized-Rs.....) | | | | |
| 4. <u>Claims Receivable</u> | | | | |
| TOTAL (B) | | 244,292,925 | 217,906,094 | |
| TOTAL (A+B) | | 459,294,226 | 474,089,193 | |


S. MOHANAN NAIR
 CHIEF GENERAL MANAGER


K. M. NAIR, IRS (Retd)
 CHIEF CONTROLLER



Prof. M RADHAKRISHNA PILLAI
 FRCPATH, PhD, FASc, FNAsc
 DIRECTOR

Vide our report of even date
 For JVR & Associates
 Chartered Accountants
 FRN . 011121S



Ramasubramonia Iyer S. FCA
 (PARTNER)
 M.NO. 203675

Place: Trivandrum
 Date: 05.08.2015


M. BABU
 FINANCE OFFICER

STATEMENT OF UNSPENT BALANCE OF EXTERNALLY

SCHEDULE 27

| SL. No. | PROJECT | OPENING BALANCE | | GRANT RECEIVED | |
|---------|--|-----------------|-----------|----------------|-----|
| | | Rs. | Ps. | Rs. | Ps. |
| 1 | A-22 DISC | | 434,883 | | |
| 2 | A-27 DBT PHASE III | | 1,212,147 | | |
| 3 | A-62 STEC DR.E.V SONIYA | | 86,380 | | |
| 4 | A-83 DBT-IYBA- DR. TR SANTHOSH KUMAR | | 200 | | |
| 5 | A-89 KFD PHARMA DR. V V ASHA | | 35,777 | | |
| 6 | A-100 DBT DR. G S VINOD KUMAR | | (147,517) | | |
| 7 | A-103 DST DR. M RADHAKRISHNA PILLAI | | 159,390 | | |
| 8 | A-120 DBT(NANO) DR. G.S. VINOD KUMAR | | 42,862 | | |
| 9 | A-121 DBT DR. AJAY KUMAR | | 47,778 | | |
| 10 | A-123 DBT(COM BIO) DR.M. RADHAKRISHNA PILLAI | | 1,026,793 | | |
| 11 | A 125 IARC DR.MRP | (1,077,124) | | 7,284,600,00 | |
| 12 | A 129 BRNS DR. PRIYA SRINIVAS | (203,075) | | 203,075 | |
| 13 | A 133 KFD DR.V.V ASHA | | | 60,000 | |
| 14 | A136 SWBGC Dr. Sathish Mundayoor | | 30,640 | | |
| 15 | A138 ICMR Dr. Sreeja S | | (126,469) | | |
| 16 | A141 DBT (Colon) Dr. GS Vinod Kumar | | 54,512 | | |
| 17 | A142 WGDP Dr. Sreeja S | | 86,426 | | |
| 18 | A143 BRNS (SOS) Dr. Malini Laloraya | | 94,619 | | |
| 19 | A144 DST Dr. Anasuya Ray | | 136,477 | | |
| 20 | A145 Advaita Dr. M Radhakrishna Pillai | | 253,072 | | |
| 21 | A147 DBT (Raft) Dr. G Pradeep Kumar | | (82,199) | | |
| 22 | A149 DBT Dr. R V Omkumar | | (373,464) | | |
| 23 | A151Endosulphan Dr. George Thomas | | 9 | | |
| 24 | A152 Coir Board Dr. Sabu Thomas | | 153,305 | 746,130 | |
| 25 | A153 KSCSTE Dr. Sara Jones | | 72,425 | | |
| 26 | A154 ICMR (Virology) Dr. M Radhakrishna Pillai | | 586,897 | 7,001,694 | |
| 27 | A155 DBT Tessy T Malieckal | | 265,928 | | |
| 28 | A156 DBT Mayadevi | | 115,173 | | |
| 29 | A 157 VASCULAR RES INST - Dr. C.C. KARTHA | | 66,146 | | |
| 30 | A158 DBT (Mollsc) Dr. Sanil George | | (202,724) | | |

FUNDED PROJECTS FOR THE YEAR ENDED 31-03-2015

| INTEREST | AMOUNT REFUNDED/AJDUSTED | | NET AMT RECEIVED | | AMOUNT UTILISED | | | | CLOSING BALANCE | |
|----------|--------------------------|---------|------------------|-----|-----------------|-----|---------|-----|-----------------|-----|
| | Rs. | Ps. | Rs. | Ps. | Rs. | Ps. | Rs. | Ps. | Rs. | Ps. |
| 24,631 | | | 459,514 | | 98,175 | | | | 361,339 | |
| | | | 1,212,147 | | | | | | 1,212,147 | |
| | | | 86,380 | | | | | | 86,380 | |
| | | | 200 | | | | | | 200 - | |
| | | | 35,777 | | | | | | 35,777 | |
| | | | (147,517) | | | | | | (147,517) | |
| | | | 159,390 | | | | | | 159,390 | |
| | | | 42,862 | | | | | | 42,862 | |
| | | | 47,778 | | | | | | 47,778 | |
| | | | 1,026,793 | | 753,200 | | | | 273,593 | |
| | | | 6,207,476 | | 7,984,426 | | 190,114 | | (1,967,064) | |
| | | | - | | - | | - | | - | |
| | | | 60,000 | | 60,000 | | | | - | |
| | | | 30,640 | | 26,690 | | | | 3,950 | |
| | | | (126,469) | | | | | | (126,469) | |
| | | | 54,512 | | | | | | 54,512 | |
| | | 86,426 | | | | | | | | |
| | | | 94,619 | | 120,067 | | | | 25,440 | |
| | | | 136,477 | | 136,477 | | | | - | |
| | | | 253,072 | | | | | | 253,072 | |
| | | | (82,199) | | | | | | (82,199) | |
| | | | (373,464) | | 97306 | | | | (470,770) | |
| | | 9 | - | | | | | | | |
| | | | 899,435 | | 408,496 | | 37,155 | | 453,784 | |
| | | | 72,425 | | 72,425 | | | | 72425 | |
| | | 806,894 | 7,588,591 | | 6,930,397 | | | | 658,194 | |
| | | | 265,928 | | 265,928 | | | | | |
| | | | 115,173 | | | | | | 115,173 | |
| | | | 66,146 | | | | | | 66,146 | |
| | | | (202,724) | | 128,880 | | | | 331,604 | |

STATEMENT OF UNSPENT BALANCE OF EXTERNALLY

SCHEDULE 27 Contd...

| SL. No. | PROJECT | OPENING BALANCE | | GRANT RECEIVED | |
|---------|---|-----------------|-----------|----------------|-----------|
| | | Rs. | Ps. | Rs. | Ps. |
| 31 | A159 BRNS Dr. G Pradeep Kumar | | 152,524 | | 361,200 |
| 32 | A160 Mayo Dr. M. Radhakrishna Pillai | | 165,537 | | |
| 33 | A161 DST Dr. Tessy T Maliekal | | (91,596) | | 800,000 |
| 34 | A162 CSIR Dr. Ruby John Anto | | (250,437) | | 901,503 |
| 35 | A163 HPV-Ahead (IARC) Dr. M Radhakrishna Pillai | | 1,535,910 | | 1,480,485 |
| 36 | A164 CSIR Dr. E V Soniya | | (490,203) | | 1,285,989 |
| 37 | A166 DBT (HCG) Dr. M Radhakrishna Pillai | | 160,120 | | |
| 38 | A167 KUHS Dr. C C Kartha | | 843 | | |
| 39 | A168 NISH Dr. Moinak Banerjee | | | | 250,000 |
| 40 | A170 DBT (RLF) Dr. Rashmi Mishra | | (215,668) | | 1,600,000 |
| 41 | A171 DBT (Web) Dr. M Radhakrishna Pillai | | 31,601 | | 483,000 |
| 42 | A172 DCM Dr. R. Radhakrishnan | | 128,379 | | |
| 43 | A173 DRDO Dr. Sabu Thomas | | 490,727 | | |
| 44 | A174 DBT (RLF) Dr. K B Harikumar | | 23,522 | | 1,537,500 |
| 45 | A175 DST Dr. E V Soniya | | 468,505 | | 400,000 |
| 46 | A176 DBT Dr. E Sreekumar | | 80,562 | | 1,279,400 |
| 47 | A177 DBT Dr. Debasree Dutta | | 461,983 | | 1,070,000 |
| 48 | A178 KSCSTE Dr. Sanil George | | (19,795) | | 368,696 |
| 49 | A179 DST (Indo-Irlnd) Dr. K Santhosh Kumar | | 193,000 | | |
| 50 | A180 DST Dr. C C Kartha | | 165,130 | | 500,000 |
| 51 | A181 Welcome Trust Dr. Rakesh Laishram | | 4,830,065 | | 2,266,863 |
| 52 | A182 DBT Dr. Ajay Kumar | | (153,165) | | 1,442,000 |
| 53 | A183 DST SERB Dr. K B Harikumar | | (451,030) | | 750,000 |
| 54 | A184 OSDD (CSIR) Dr. R Ajay Kumar | | (93,704) | | 430,400 |
| 55 | A185 DBT Dr. Jackson James | | 2,621,592 | | |
| 56 | A186 DBT (Stem) Dr. Rashmi Mishra | | 2,117,685 | | |
| 57 | A187 KSCSTE Dr. Priya Srinivas | | 76,686 | | |
| 58 | A188 DST Dr. Jackson James | | 1,495,350 | | 1,000,000 |
| 59 | A189 RFRVD Trust | | 1,184,426 | | 300,000 |

FUNDED PROJECTS FOR THE YEAR ENDED 31-03-2015

| INTEREST | AMOUNT REFUNDED/AJDUSTED | | NET AMT RECEIVED | | AMOUNT UTILISED | | | | CLOSING BALANCE | |
|----------|--------------------------|---------|------------------|-----|-----------------|-----|--------------|-----|-----------------|-----------|
| | Rs. | Ps. | Rs. | Ps. | EXPNS | | FIXED ASSETS | | Rs. | Ps. |
| | | | | | Rs. | Ps. | Rs. | Ps. | Rs. | Ps. |
| | | | 513,724 | | 363,584 | | | | | 150,140 |
| | | | 165,537 | | 165,537 | | | | | |
| | | | 708,404 | | 662,571 | | 41,850 | | | 3,983 |
| | | | 651,066 | | 558,530 | | 5880 | | | 56,686 |
| | | | 3,016,395 - | | 2,948,595 | | 67,800 | | | |
| | | | 795,786 | | 614,996 | | | | | 180,790 |
| | | | 160,120 | | 57,600 | | | | | 102,520 |
| | | | 843 | | 843 | | | | | - |
| | | | 250,000 | | 113,859 | | | | | 136,141 |
| 15,824 | | | 1,400,156 | | 1,479,440 | | 34,700 | | | (113,984) |
| | | | 514,601 | | 372,241 | | | | | 142,360 |
| | | | 128,379 | | | | | | | 128,379 |
| | | 41,076 | 449,651 | | 449,651 | | | | | - |
| 1,012 | | | 1,562,034 | | 1,678,605 | | 21,050 | | | (137,621) |
| | | | 868,505 | | 619,067 | | | | | 249,438 |
| 27,294 | | | 1,387,256 | | 1,202,793 | | | | | 184,463 |
| 10,799 | | | 1,542,782 | | 1,134,558 | | | | | 408,224 |
| | | | 348,901 | | 374,146 | | | | | (25,245) |
| | | 193,000 | - | | | | | | | - |
| | | | 665,130 | | 758,669 | | | | | (93,539) |
| | | | 7,096,928 | | 4,547,716 | | 2,313,461 | | | 235,751 |
| 12,820 | | | 1,301,655 | | 1,610,623 | | | | | (308,968) |
| | | | 298,970 | | 346,369 | | | | | (47,399) |
| | | | 336,696 | | 313,804 | | | | | 22,892 |
| 125,234 | | | 2,746,826 | | 209,246 | | 2,592,000 | | | (54,420) |
| 146,811 | | | 2,264,496 | | 672,074 | | 1,885,281 | | | (292,859) |
| | | | 76,686 | | 216,679 | | | | | (139,993) |
| | | | 2,495,350 | | 1,133,212 | | 1,362,454 | | | (316) |
| | | | 1,484,426 | | 291,004 | | | | | 1,193,422 |

STATEMENT OF UNSPENT BALANCE OF EXTERNALLY

SCHEDULE 27 Contd...

| SL. No. | PROJECT | OPENING BALANCE | | GRANT RECEIVED | |
|---------|--|-----------------|-----------|----------------|-----------|
| | | Rs. | Ps. | Rs. | Ps. |
| 60 | A190 STEC Dr. Sreeja S | | 80,650 | | 445,050 |
| 61 | A191 DST Dr. Satish Tammanna | | 397,373 | | 1,691,680 |
| 62 | A192 DE & CC Dr. Harikrishnan K | | 76,406 | | |
| 63 | A193 DST Dr. Debasree Dutta | | 143,537 | | 450,000 |
| 64 | A194CSIR Dr. Debasree Dutta | | 516,218 | | 401,756 |
| 65 | A195 DBT(Col) Dr. S Asha Nair | | 291,863 | | 1,593,000 |
| 66 | A196 DST Dr. Asha Nair | | 44,913 | | 700,000 |
| 67 | A197 DST Dr. Vipin Mohan Dan | | 132,061 | | 650,000 |
| 68 | A198 DBT(Drive)Dr. M Radhakrishna Pillai | | 482,085 | | |
| 69 | A200 DST Dr. Ruby John Anto | | 297,896 | | 800,000 |
| 70 | A201 CSIR Dr. S Asha Nair | | 85,304 | | 328,955 |
| 71 | A202 DBT(KAU)Dr. George Thomas | | 255,476 | | 103,700 |
| 72 | A203 IYBA Dr. Rakesh S Laishram | | 1,296,100 | | 634,000 |
| 73 | A205 DBT Dr. T.R. Santhosh Kumar | | 7,500,317 | | |
| 74 | A206 SCTIMST(Dys)Dr. Moinak Banerjee | | 35,431 | | |
| 75 | A207 DBT(Brain)Dr. Rashmi Mishra | | 1,104,896 | | |
| 76 | A208 DST Dr. G Pradeep Kumar | | 922,050 | | |
| 77 | A209 DST Dr. Arumugam Rajavelu | | 1,500,291 | | |
| 78 | A210 SCTIMST(MD)Dr. Moinak Banerjee | | 167,897 | | |
| 79 | A211 DBT (RLF)Dr. John Bemet Johnson | | 1,495,000 | | 1,857,000 |
| 80 | A212 STEC Dr. Harikrishnan K | | 892,322 | | |
| 81 | A213 CSIR Dr. G. Pradeep Kumar | | 832,915 | | 341,118 |
| 82 | A214 STEC Dr. Sivarama Krishnan | | 473,184 | | |
| 83 | A215 STEC Dr. Reshmi G | | 868,200 | | |
| 84 | A216 STEC Dr. Jackson james | | 1,152,000 | | |
| 85 | A217 KSCSTE Dr. Divya V Nair | | | | 500,000 |
| 86 | A218 DBT(H1N1)Dr.M.Radhakrishna Pillai | | 3,500,000 | | 3,648,800 |
| 87 | A219 KSCSTE Dr. Sathish Mundayoor | | | | 1,064,440 |
| 88 | A220 BRNS Dr. Priya Srinivas | | | | 1,019,000 |

FUNDED PROJECTS FOR THE YEAR ENDED 31-03-2015

| INTEREST | AMOUNT REFUNDED/AJDUSTED | | NET AMT RECEIVED | | AMOUNT UTILISED | | | | CLOSING BALANCE | | |
|----------|--------------------------|-----|------------------|-----|-----------------|-----|-----------|-----|-----------------|-----------|--|
| | Rs. | Ps. | Rs. | Ps. | Rs. | Ps. | Rs. | Ps. | Rs. | Ps. | |
| | | | 525,700 | | 518,829 | | | | | 6,871 | |
| | | | 2,089,053 | | 1,221,339 | | 142,700 | | | 725,014 | |
| | | | 76,406 | | 149,862 | | | | | (73,456) | |
| | | | 593,537 | | 691,595 | | | | | (98,058) | |
| | | | 917,974 | | 889,324 | | 28,650 | | | - | |
| 11,975 | | | 1,896,838 | | 567,155 | | | | | 1,329,683 | |
| | | | 744,913 | | 330,575 | | | | | 414,338 | |
| | | | 782,061 | | 529,562 | | | | | 252,499 | |
| | | | 482,085 | | 388,600 | | | | | 93,485 | |
| | | | 1,097,896 | | 709,989 | | 359,507 | | | 28,400 | |
| | | | 414,259 | | 208,770 | | | | | 205,489 | |
| 5,219 | | | 364,395 | | 246,784 | | | | | 117,611 | |
| 10,279 | | | 1,940,379 | | 692,195 | | 990,000 | | | 258,184 | |
| 200,396 | | | 7,700,713 | | 1,110,000 | | 6,500,000 | | | 90,713 | |
| | | | 35,431 | | 2,777 | | | | | 32,654 | |
| 11,539 | | | 1,116,435 | | 594,719 | | 588,716 | | | (66,997) | |
| | | | 922,050 | | 1,191,668 | | 133,587 | | | (403,205) | |
| | | | 1,500,291 | | 1,497,837 | | 138,145 | | | (135,691) | |
| | | | 167,897 | | 167,897 | | | | | - | |
| 17,433 | | | 3,369,433 | | 2,263,091 | | 9,700 | | | 1,096,642 | |
| | | | 892,322 | | 648,964 | | 218,657 | | | 24,701 | |
| | | | 1,174,033 | | 831,520 | | 480,028 | | | 137,515 | |
| | | | 473,184 | | 550,111 | | | | | 76,927 | |
| | | | 868,200 | | 287,068 | | 568,048 | | | 13,084 | |
| | | | 1,152,000 | | 414,710 | | 700,000 | | | 37,290 | |
| | | | 500,000 | | 235,833 | | | | | 264,167 | |
| 115,314 | | | 7,264,114 | | 3,398,730 | | 7,500 | | | 3,857,884 | |
| | | | 1,064,440 | | 111,194 | | 24,411 | | | 928,835 | |
| 5,679 | | | 1,024,679 | | 721,614 | | 299,651 | | | 3,414 | |

STATEMENT OF UNSPENT BALANCE OF EXTERNALLY

SCHEDULE 27 Contd...

| SL. No. | PROJECT | OPENING BALANCE | | GRANT RECEIVED | |
|---------|---|-----------------|----------|----------------|-----------|
| | | Rs. | Ps. | Rs. | Ps. |
| 89 | A221 SRIBS | | | | 4,000,000 |
| 90 | A222 DST Dr. Sumi S | | | | 820,000 |
| 91 | A224 DST Dr. Mahesh S Krishna | | | | 800,000 |
| 92 | A225 DBT (Pan) Dr. KB Harikumar | | | | 1,874,800 |
| 93 | A226 KSCSTE Dr. Shyla G | | | | 500,000 |
| 94 | A227 BRNS (STAT 5b) Dr. Malini Laloraya | | | | 1,445,775 |
| 95 | A228 CSIR Dr. George Thomas | | | | 191,000 |
| 96 | A229 ICMR Dr.Rubi John Anto | | | | |
| 97 | A230 DBT (Pep) Dr. EV Soniya | | | | 2,195,000 |
| 98 | DBT Project | | | | 451,700 |
| 99 | DBT NETWORK PROGRAM - SWINE FEVER | | 570,964 | | |
| 100 | DBT Smreti Vasudevan | | (61,638) | | 79,500 |
| 101 | DBT Diana David | | 45,186 | | 50,610 |
| 102 | DBT JRF Krishna Radhika | | 310 | | |
| 103 | DBT Swathy B | | 20,564 | | 289,200 |
| 104 | DBT Dr. Shantibala | | 107 | | |
| 105 | DST Aneesh C | | 150,672 | | 259,200 |
| 106 | DST Aiswarya G | | 157,036 | | 259,200 |
| 107 | DST Akhilandesarre | | 148,614 | | 230,400 |
| 108 | DST Rachy Abraham | | 23,232 | | 582,800 |
| 109 | DST Meenakshi Saika | | 184,940 | | 250,400 |
| 110 | DST Sneha Singh | | 102,543 | | 250,400 |
| 111 | DST Meenu Vasudevan | | (1,828) | | 279,200 |
| 112 | DST Lalitha S | | (52,258) | | 250,400 |
| 113 | DST Sudheesh A P | | (14,322) | | 250,400 |
| 114 | DST Sajith R | | (14,322) | | |
| 115 | DST Lakshmi N | | | | |
| 116 | DST Mrunal Wanjale | | | | |
| 117 | DST Betsy Susan Johnson | | | | |

FUNDED PROJECTS FOR THE YEAR ENDED 31-03-2015

| INTEREST | AMOUNT REFUNDED/AJDUSTED | | NET AMT RECEIVED | | AMOUNT UTILISED | | | | CLOSING BALANCE | |
|----------|--------------------------|-----|------------------|-----|-----------------|-----------|--------------|--|-----------------|-----|
| | Rs. | Ps. | Rs. | Ps. | EXPNS | | FIXED ASSETS | | Rs. | Ps. |
| | | | 4,000,000 | | | | | | 4,000,000 | |
| | | | 820,000 | | | 357,566 | | | 462,434 | |
| | | | 800,000 | | | 404,715 | 140,000 | | 255,285 | |
| 11,533 | | | 1,886,333 | | | 1,163,294 | 7,600 | | 715,439 | |
| | | | 500,000 | | | 184,032 | | | 315,968 | |
| 6,845 | | | 1,452,620 | | | 142,437 | | | 1,310,183 | |
| | | | 191,000 | | | 138,936 | | | 52,064 | |
| | | | | | | 39,607 | | | (39,607) | |
| | | | 2,195,000 | | | | | | 2,195,000 | |
| | | | 451,700 | | | | | | 451,700 | |
| | | | 570,964 | | | 112,106 | 100,592 | | 358,266 | |
| | | | 17,862 | | | 17,862 | | | - | |
| | | | 95,796 | | | 95,796 | | | - | |
| | | | 310 | | | | | | 310 | |
| | | | 309,764 | | | 302,324 | | | 7,440 | |
| | | | 107 | | | | | | 107 | |
| | | | 409,872 | | | 290,165 | | | 119,707 | |
| | | | 416,236 | | | 286,774 | | | 129,464 | |
| | | | 379,014 | | | 307,540 | | | 71,474 | |
| | | | 606,032 | | | 226,204 | | | 379,828 | |
| | | | 435,340 | | | 297,780 | | | 137,560 | |
| | | | 352,943 | | | 262,036 | | | 90,907 | |
| | | | 277,372 | | | 252,183 | | | 25,189 | |
| | | | 198,142 | | | 285,947 | | | (87,805) | |
| | | | 236,078 | | | 235,843 | | | 235 | |
| | | | (14,322) | | | 72,000 | | | (86,322) | |
| | | | - | | | 48,000 | | | (48,000) | |
| | | | - | | | 27,600 | | | (27,600) | |
| | | | - | | | 12,774 | | | (12,774) | |

STATEMENT OF UNSPENT BALANCE OF EXTERNALLY

SCHEDULE 27 Contd...

| SL. No. | PROJECT | OPENING BALANCE | | GRANT RECEIVED | |
|---------|-------------------------------|-----------------|-----------|----------------|---------|
| | | Rs. | Ps. | Rs. | Ps. |
| 118 | DST Devika Das J | | | | |
| 119 | DST Reena Sarah Jacob | | | | |
| 120 | DST Sowmya Gunasekaran | | | | |
| 121 | DST Arathi Rajan | | | | |
| 122 | DST Aswathi U | | | | |
| 123 | DST Irfan khan P | | | | |
| 124 | DBT K P Srinivas | | 297,001 | | 395,600 |
| 125 | DBT Mathew John | | 334,846 | | |
| 126 | DBT Divya K | | (87,040) | | 98,373 |
| 127 | DBT Sneha Shreekant | | (89,540) | | 98,373 |
| 128 | DBT Aneesh Kumar | | (14,322) | | 266,162 |
| 129 | DBT Syed Khaja Mohieddin | | (12,580) | | 260,790 |
| 130 | DBT Tapas Pradhan | | (12,967) | | 261,984 |
| 131 | DBT Shafeeque C M | | | | 198,917 |
| 132 | ICMR SRF AMBIKA CHANDRASEKHAR | | (48,448) | | |
| 133 | ICMR JRF JISHA. | | (49,471) | | |
| 134 | ICMR PRAVEEN.K.S | | (50,359) | | |
| 135 | ICMR PRASANTH NARAYAN | | (164,434) | | 163,368 |
| 136 | ICMR ANNAPOORNA | | 3,920 | | 65,880 |
| 137 | ICMR BINIL RAJ SS | | (68,203) | | 154,000 |
| 138 | ICMR SREELATHA K H | | (332) | | 139,600 |
| 139 | ICMR DEIVENDRAN | | 9,972 | | 269,228 |
| 140 | ICMR ANUPRIYA M G | | (21,109) | | 279,200 |
| 141 | ICMR DIVYA M P | | (37,484) | | 267,802 |
| 142 | ICMR Krupa Ann Mathew | | (215) | | 279,200 |
| 143 | ICMR Lekshmi R Nath | | - | | 154,000 |
| 144 | ICMR Mithun Varghese | | (112,384) | | 283,827 |
| 145 | ICMR Anil Kumar T R | | (15,238) | | 179,667 |
| 146 | ICMR Divya T S | | (460,014) | | 264,584 |

FUNDED PROJECTS FOR THE YEAR ENDED 31-03-2015

| INTEREST | AMOUNT REFUNDED/AJDUSTED | | NET AMT RECEIVED | | AMOUNT UTILISED | | | | CLOSING BALANCE | |
|----------|--------------------------|-----|------------------|-----|-----------------|---------|-----|-----|-----------------|-----------|
| | Rs. | Ps. | Rs. | Ps. | Rs. | Ps. | Rs. | Ps. | Rs. | Ps. |
| | | | - | | | 12,774 | | | | (12,774) |
| | | | - | | | 12,774 | | | | (12,774) |
| | | | - | | | 12,774 | | | | (12,774) |
| | | | - | | | 12,774 | | | | (12,774) |
| | | | - | | | 12,774 | | | | (12,774) |
| | | | - | | | 12,774 | | | | (12,774) |
| | | | 692,601 | | | 366,015 | | | | 326,586 |
| | | | 334,846 | | | 311,929 | | | | 22,917 |
| | | | 11,333 | | | 235,286 | | | | (223,953) |
| | | | 8,833 | | | 57,600 | | | | (48,767) |
| | | | 251,840 | | | 223,263 | | | | 28,577 |
| | | | 248,210 | | | 243,002 | | | | 5,208 |
| | | | 249,017 | | | 260,918 | | | | (11,901) |
| | | | 198,917 | | | 197,142 | | | | 1,775 |
| | | | (48,448) | | | | | | | (48,448) |
| | | | (49,471) | | | | | | | (49,471) |
| | | | (50,359) | | | | | | | (50,359) |
| | | | (1,066) | | | | | | | (1,066) |
| | | | 69,800 | | | 71,500 | | | | (1,700) |
| | | | 85,797 | | | 72,000 | | | | 13,797 |
| | | | 139,268 | | | 269,461 | | | | (130,193) |
| | | | 279,200 | | | 217,132 | | | | 62,068 |
| | | | 258,091 | | | 216,000 | | | | 42,091 |
| | | | 230,318 | | | 213,627 | | | | 16,691 |
| | | | 278,985 | | | 151,719 | | | | 127,266 |
| | | | 154,000 | | | 154,000 | | | | - |
| | | | 171,443 | | | 171,726 | | | | (283) |
| | | | 164,429 | | | 212,429 | | | | (48,000) |
| | | | 218,570 | | | 216,616 | | | | 1,954 |

STATEMENT OF UNSPENT BALANCE OF EXTERNALLY

SCHEDULE 27 Contd...


| SL. No. | PROJECT | OPENING BALANCE | | GRANT RECEIVED | |
|---------|--------------------------|-----------------|-------------------|----------------|-------------------|
| | | Rs. | Ps. | Rs. | Ps. |
| 147 | ICMR Devi A N | | (68,218) | | 167,667 |
| 148 | ICMR Asha Lekshmi | | (6,751) | | 223,917 |
| 149 | ICMR Retna Kumar RJ | | (142,534) | | 369,087 |
| 150 | ICMR Mohan Shankar G | | (14,322) | | 300,211 |
| 151 | ICMR Chandraprabha MG | | (30,888) | | 269,900 |
| 152 | ICMR Sabira Mohammed | | (128) | | 125,200 |
| 153 | ICMR Renjini A P | | (95,742) | | 316,708 |
| 154 | KSCSTE Reshmy V | | 47,871 | | 257,600 |
| 155 | KSCSTE Vineeth Kumar T V | | 156,881 | | |
| 156 | KSCSTE Lesly Augustine | | 56,098 | | 257,600 |
| 157 | KSCSTE Chinumol V S | | (52,258) | | |
| 158 | STEC Karthika S | | 55,462 | | 231,200 |
| 159 | STEC Abitha Murali | | 264,500 | | |
| 160 | ICMR Reshma R S | | | | 139,600 |
| 161 | ICMR Nimmy Francis | | | | 166,933 |
| 162 | K S C S TE Mantosh Kumar | | | | 231,200 |
| 163 | C S I R | | 28,415 | | 4,775,957 |
| 164 | UGC | | (5,122,291) | | 5,000,000 |
| 165 | DST PROF. SATHISH | | (609,123) | | |
| 166 | HLL | | 852,355) | | |
| | TOTAL | | 38,336,927 | | 82,254,354 |



M. BABU
FINANCE OFFICER



S. MOHANAN NAIR
CHIEF GENERAL MANAGER




K. M. NAIR, IRS (Retd)
CHIEF CONTROLLER

Place: Trivandrum
Date: 05.08.2015

FUNDED PROJECTS FOR THE YEAR ENDED 31-03-2015

| INTEREST | AMOUNT REFUNDED/AJUSTED | | NET AMT RECEIVED | | AMOUNT UTILISED | | | | CLOSING BALANCE | |
|----------|-------------------------|---------|------------------|-------------|-----------------|--------------|-----|------------|-----------------|-------------|
| | Rs. | Ps. | Rs. | Ps. | EXPNS | FIXED ASSETS | Rs. | Ps. | Rs. | Ps. |
| | | | | 99,449 | | 283,200 | | | | (183,751) |
| | | | | 217,166 | | 239,762 | | | | (22,596) |
| | | | | 226,553 | | 258,446 | | | | (31,893) |
| | | | | 285,889 | | 265,661 | | | | 20,228 |
| | | | | 239,012 | | 279,200 | | | | (40,188) |
| | | | | 125,072 | | 249,763 | | | | 124,691 |
| | | | | 220,966 | | 267,710 | | | | (46,744) |
| ww | | | | 305,471 | | 263,547 | | | | 41,924 |
| | | | | 156,881 | | 254,830 | | | | (97,949) |
| | | | | 313,698 | | 265,633 | | | | 48,065 |
| | | | | (52,258) | | 6,000 | | | | (58,258) |
| | | | | 286,662 | | 251,679 | | | | 34,983 |
| | | | | 264,500 | | 376,191 | | | | (111,691) |
| | | | | 139,600 | | 262,200 | | | | (122,600) |
| | | | | 166,933 | | 163,663 | | | | 3,270 |
| | | | | 231,200 | | 256,946 | | | | (25746) |
| | | | | 4,804,372 | | 6,0004,327 | | | | (1,199,955) |
| | | | | (122,291) | | 4,237,573 | | | | (4,359,864) |
| | | | | (609,123) | | | | | | (609,123) |
| | | | | 882,355 | | | | | | 882,355 |
| 760,637 | | 320,511 | | 321,031,407 | | 84,796,225 | | 19,989,204 | | 16,245,978 |

Vide our report of even date
For JVR & Associates
Chartered Accountants
FRN . 011121S



Prof. M RADHAKRISHNA PILLAI
FRCPATH, PhD, FASc, FNASc
DIRECTOR



Ramasubramonia Iyer S. FCA
(PARTNER)
M.NO. 203675

RAJIV GANDHI CENTRE FOR BIOTECHNOLOGY, THIRUVANANTHAPURAM

SUB SCHEDULES FORMING PART OF BALANCE SHEET AS AT 31.03.2015

| SUB SCH NO. | PARTICULARS | (Amount-Rs) | |
|----------------|---|--------------|---------------|
| | | Current Year | Previous Year |
| | CURRENT LIABILITIES AND PROVISIONS | | |
| 1 | Sundry Creditors for expenses | | |
| | Electricity Charges Payable | 2,088,206 | 13,866,23 |
| | CPF | 2,048,612 | 1,513,541 |
| | Consultancy Charges Payable | 1,424,448 | 4,76,204 |
| | Office Expenses Payable | 2,130 | 2,157 |
| | Operation & Maint.(Electrical) Payable | 17,661 | 2,269,912 |
| | Pest Control Payable | 24,990 | 29,345 |
| | Postage Payable | 27,304 | |
| | Repairs & Maintenance (Garden) Payable | 44,100 | 22,540 |
| | Salary Payable | 7,431,897 | 590,067,200 |
| | Telephone Charges Payable | 70,897 | 64,537 |
| | Wages to Cleaning Staff Payable | 191,908 | 232,897 |
| | Wages to Security Staff Payable | 325,384 | 356,904 |
| | Wages to Nursing Staff Payable | 4,000 | |
| | General PF A/c | 26,642,414 | 22,999,642 |
| | Hostel Caution Deposit | 335,211 | 312,050 |
| | Hostel Caution Deposit (DST Laloraya) | 1,500 | 1,500 |
| | Recovery CHSS | 15,998,660 | 612,218 |
| | Work Contract Tax Payable | 908,781 | 192,339 |
| | Professional Tax | | 750 |
| | Water Charges Payable | 143,525 | 3,800 |
| | LIC Payable | 272,844 | 129,801 |
| | Recoveries | 10,253,333 | 939,196 |
| | Employee Pension Contribution Payable | 594,243 | 257,776 |
| | Employer Contribution Payable | 1,371,569 | 661,080 |
| | Premises Upkeeping Charges Payable | 1,960 | 3,303 |
| | Ramalinga Swami Fellowship Payable | | 141,624 |
| | D A Payable | 515,961 | 830,347 |
| | G P F Payable | 333,100 | |
| | News paper payable | | 2,797 |
| | Vehicle Hiring Charges Payable | 632,276 | 80,706 |
| | Overtime Allowance Payable | 5594 | |
| | Honorarium Payable | 21,000 | |
| | Misc. Research Payable | 65,271 | |
| | Recovery Medical for conctrct employees | 12,888 | |

RAJIV GANDHI CENTRE FOR BIOTECHNOLOGY, THIRUVANANTHAPURAM

SUB SCHEDULES FORMING PART OF BALANCE SHEET AS AT 31.03.2015

| SUB SCH NO. | PARTICULARS | (Amount-Rs) | |
|----------------|--|--------------|---------------|
| | | Current Year | Previous Year |
| | Performance Guarantee Mr Deepu S | | 45,486 |
| | Consumables Payable | 445,317 | |
| | Departmental Assistance- U G C Payable | 123,000 | |
| | Fellowship payable | 284,352 | 1,551,457 |
| | Hostal Rent | - | 44 |
| | Living Allowance & contingency allowance Payable | 50,000 | 50,000 |
| | Man Power payable | 2,427,005 | 1,762,198 |
| | Meeting Miscellaneous Fund | 165,264 | 165,264 |
| | contingency Payable | 24,659 | |
| | Travel Grant | 359,572 | 25,000 |
| | Meeting & Semiinar Expense Payable | 74,516 | |
| | EMD & Caution Deposit | | |
| | Retention Amount Mr.Prasannakumar | 20,718 | 20,718 |
| | Retention Amount Mr.Raveendran | 2,400 | 2,400 |
| | Retention Amount M/s.Carmel Builders & Fibrotech | | 1,55,3983 |
| | Retention Amount M/s Carmel Builders | 871,373 | |
| | Retention Amount M/s.KKL | 205,515 | 205,515 |
| | Retention Amount M/s.Quilon | 706,976 | 1,411,603 |
| | Retention Money Iyer & Mahesh | 45,694 | 45,694 |
| | Retention Money Serve & Sure | 65,538 | 65,538 |
| | Retention M/s.Kailas Engg Works | 22,506 | 22,506 |
| | Retention M/s.Max Cool Systems | 3,3273 | 66,546 |
| | Retention M/s.Prism Engineering Services | 20,438 | 20,438 |
| | Retention Amount Mr.Sivankutty Nair | 3,536 | 3,536 |
| | Retention M/s Rajendran Nair | | 57,314 |
| | Retention M/s.Thyssenkrupp Elevators | 135,340 | 135,340 |
| | Retention Mr.Deepu S | 27,266 | 27,266 |
| | Retention M/s GEFAB Façade | 71,448 | 71,448 |
| | Retention M/s Instyle Decorators | | 192090 |
| | Retention M/s Sintex Industries | 68,721 | 68,721 |
| | Retention M/s Steel Case | 469,796 | 469,796 |
| | Retention M/s Helsa Electricals | 821,009 | |
| | Retention M/s N u Aire systems | 12,285 | |
| | Retention M/s Solar Design | 234,533 | |
| | Security Deposit Carmel Builders | 601,000 | 601,000 |
| | Security Deposit Joy Catering | 10,000 | 10,000 |

SUB SCHEDULES FORMING PART OF BALANCE SHEET AS AT 31.03.2015

| SUB SCH NO. | PARTICULARS | (Amount-Rs) | |
|----------------|--|--------------|---------------|
| | | Current Year | Previous Year |
| | Security Deposit Mr.Raveendran | | 11,750 |
| | Security Deposit Mr. Sivankutty Nair | | 1,450 |
| | Security Deposit Mr.S.Rajendran Nair | | 57,314 |
| | Security Deposit Ms.Bright Electricals | 6,800 | 6,800 |
| | Security Deposit M/s KKL | 157,500 | 157,500 |
| | Security Deposit M/s.Magesh Binding Works | | 4,714 |
| | Security Deposit M/s.Maxcool Systems | | 41,100 |
| | Security Deposit (M/s.Sintex Industries) | 81,700 | 81,700 |
| | Security Deposit (M/s.Thyssenkrupp Elevator | 100,000 | 100,000 |
| | Security Deposit M/s.Waters(I)(P) Ltd | 800,000 | 800,000 |
| | Security Deposit Quilon Conulting Engineers | | 75,200 |
| | Security Deposit Vishwakumar M | 37 | 37 |
| | Security Depoist (M/s. Agilent Technologies India(P) | 60,000 | 60,000 |
| | Security Deposit M&A Technologies | | 56,150 |
| | Security Deposit Mr.Raj.R.Machel | | 44,350 |
| | Security Deposit M/s Steelcase,Mumbai | 631,879 | 100,000 |
| | Security Depost M/s Biorad Laboratories | 410,000 | 410,000 |
| | Security Depoist(Mr. Sreekumar) | | 17,343 |
| | Security Depoist Mr. Aji P | | 25,000 |
| | Security Depoist Mr. Sathikumar | | 19,000 |
| | Security Depoist Mr. M Vijayan | | 73,300 |
| | Security Depoist M/s GEFAB Facade | 35,724 | 35,724 |
| | Security Depoist M/s Instyle Decorators | 59,572 | 59,150 |
| | Security Deposit Mr. Arunkumar S | 76,600 | |
| | Security Depost Mr. Raj R. Michael | 44,350 | |
| | Security deposit Mr. Sathikumar | 201 | |
| | Security Deposit Mr. S Sreekumar | 1,793 | |
| | Security Deposit M/s K. J. Traders | 17,626 | |
| | Security Deposit M/s M & A Technologies | 36,332 | |
| | Security Deposit M/s Nu Aire Systems | 8,400 | |
| | Security Deposit M/s Solar Designs | 53,000 | |
| | Security Deposit Mr. Raveendran | 11,750 | |
| | Security Deposit M/s Magesh Binding works | 4,714 | |
| | EMD M/s Beckman Coulter | 1,100,000 | 1,100,000 |
| | EMD M/s. Becton Dickinson | 400,000 | 400,000 |
| | EMD- M/s I L S | | 1,600,000 |
| | EMD-M/S Invitrogen | 770,000 | 770,000 |
| | EMD-M/s. Leica | | 600,000 |
| | EMD M/s. Towa Optics | | 700,000 |

SUB SCHEDULES FORMING PART OF BALANCE SHEET AS AT 31.03.2015

| SUB SCH NO. | PARTICULARS | (Amount-Rs) | |
|----------------|---|---------------|---------------|
| | | Current Year | Previous Year |
| | EMD M/s Deepu S | 18,220 | 18,220 |
| | EMD M/s Citizen industries | 388,000 | 388,000 |
| | EMD M/s Kay Bee Tech | | 461,000 |
| | EMD M/s Nuaire Systems | | 8,400 |
| | EMD M/s Solar Designs | 147,060 | 147,060 |
| | EMD M/s Steel Case | 388,000 | 388,000 |
| | EMD M/s Sterling & Wilson Ltd | 50,000 | 50,000 |
| | EMD M/s Venkiteshwara Electricals | | 461,000 |
| | EMD M/s Zeba Lab Systems | | 388,000 |
| | EMD M/s Arunkumar S | 21,670 | |
| | EMD Mr. Raj R Michel | 20,800 | |
| | EMD Mr. SivanKutty Nair | 26,000 | |
| | EMD Mr. Smeeraj | 18,300 | |
| | EMD M/s. A S K Enterprises | 21,670 | |
| | EMD M/s. Avantika Interior Systems | 21,670 | |
| | EMD - M/s Engineering Projects (India Ltd) | 200,000 | |
| | EMD M/s G.S Electrics | 45,500 | |
| | EMD - M/s.Instyle Decorators & Distributors | 40,650 | |
| | EMD-M/s. M A & Technologies | 18,750 | |
| | EMD M/s G,,S Elecricals | 4,500 | |
| | EMD M/s Nuaire Sytems | 8,400 | |
| | EMD M/s Quilon consultancy | 850 | |
| | EMD M/s Technocrats appliance | 13,840 | |
| | P G Solar Designs | 692,604 | |
| | Retained from Carmel builders | 305,260 | 330,060 |
| | | 64450903 | 56,077,884 |
| 2 | Statutory Liabilities - others | | |
| | TDS Payable | 1,366,387 | 784,049,00 |
| | Labour Welfare Fund | 28,634 | 11,940 |
| | VAT | | 420 |
| | Prime Ministers Relief Fund | 8,000 | |
| | IT | 98,620 | 549 |
| | Service Tax Payable | 76,287 | 80255 |
| | SHEC Payable | 14,88 | 802 |
| | E C (Service Tax) | 3197 | 1605 |
| | | 1582613 | 879620 |

SUB SCHEDULES FORMING PART OF BALANCE SHEET AS AT 31.03.2015

| SUB SCH NO. | PARTICULARS | (Amount - Rs) | |
|----------------|---|----------------|----------------|
| | | Current Year | Previous Year |
| 3 | Other Current Liabilities | | |
| | Accommodation | | 13,8162 |
| | Travelling Charges Payable | 64,024 | |
| | Statutory Audit Fee Payable | 85,500 | 84,270 |
| | Employee Pension contribution LIC Payable | 0 | 2,474 |
| | Pension Fund | 163,929,939 | 146,862,380 |
| | Processing Fee | 70,000 | 70,000 |
| | Project Fund | 3,745,410 | 3,745,410 |
| | | 167894873 | 150902696 |
| | CURRENT ASSETS, LOANS AND ADVANCES | | |
| 4 | Cash Balance | | |
| | Institute Balance | 21,934 | 12,703 |
| | Project Balance | 1,712 | 4,051 |
| | | 23,646 | 16,754 |
| 5 | Bank Balances | | |
| | <u>Institute Balance</u> | | |
| | Flexi 1155 Canara | 1,256,350 | 15,562,177 |
| | Flexi (UBI) Karamana | 3,791,54 | 22,724,898 |
| | GPF A/c 1273 | 25,980,449 | 22,3337,689 |
| | Pension Fund A/c 1274 | 49,145 | 263,231 |
| | SB161 (Canara) | 9,728,024 | 5,866,264 |
| | SBT CA No. 67083908961 | 7,580 | 3,974 |
| | SBT Vazhuthacaud | 2,008793 | 2,686,108 |
| | UBI (SB) | 5,000 | 4,890 |
| | CPF A/c No.2892105001280 | 2,286012 | 1,601,699 |
| | Fixed Deposit Sb 161 | 91,382,698 | 86,634,369 |
| | Fixed Deposit SBT | 27,172,384 | 30,716,653 |
| | L/C Margin Money | - | 3,733,400 |
| | | | 38,427,210 |
| | Project Balance | | |
| | SB 1592 | 704,058 | 891,593 |
| | SB 163 | 6,538,796 | 2,63,145 |

SUB SCHEDULES FORMING PART OF BALANCE SHEET AS AT 31.03.2015

| SUB SCH NO. | PARTICULARS | (Amount - Rs) | |
|----------------|--|--------------------|--------------------|
| | | Current Year | Previous Year |
| | SB 231 | 588,225 | 661,869 |
| | SB 327 | 593,195 | 2,168,198 |
| | SB 329 | 2,278,182 | 2,663,996 |
| | SBT | 300,654 | 435,418 |
| | UBI Flexi -72 | 4,105,027 | |
| | | 178,776,120 | 201,919,571 |
| 6 | Prepayments | | |
| | Prepaid AMC for Instruments | 129,465 | |
| | Prepaid Fire Insurance | 55,871 | 50,395 |
| | Prepaid Internet Charges | 674,160 | |
| | Prepaid Journals | 60,962 | 29,205 |
| | Prepaid Vehicle Insurance & Road Tax | 252,804 | 27,392 |
| | | 1,173,262 | 106,992 |
| 7 | Advances- Others | | |
| | Deposits | | |
| | KSEB Deposit | 3,022,367 | 2,090,317 |
| | KINFRA Deposit | 2,678,352 | 2,678,352 |
| | Gas Connection Deposit | 25,500 | 25,500 |
| | LPG Deposit Canteen | 6,736 | 6,736 |
| | M/s Centre for Dept. Studies | 1,000 | 1,000 |
| | Security Deposit (Electrification) | 1,389,833 | 1,389,833 |
| | Security Deposit M/s.BSNL | 5,000 | 5,000 |
| | Telephone Deposit | 38,060 | 38,060 |
| | Work Deposit for Electrification | 245,361 | 245,361 |
| | Festival Advance | 35,862 | 128,012 |
| | Pension Account with LIC | 221,688,961 | 197,408,961 |
| | Secured Advance to M/s Quilon Consulting Engineers | 801,000 | 801,000 |
| | General PF A/c | 669,144 | 669,144 |
| | A/c with Computation Biology | 20 | 20 |
| | Bank Gurantee KINFRA | 2,691,360 | |
| | Bank Guarantee K S E B | 4,255 | |
| | Rent Deposit | 25,000 | |
| | Advance Receivable | 436,809 | |
| | I A C R Conference | - | 3,500,000 |


SUB SCHEDULES FORMING PART OF BALANCE SHEET AS AT 31.03.2015

| SUB SCH NO. | PARTICULARS | (Amount - Rs) | |
|----------------|--|--------------------|--------------------|
| | | Current Year | Previous Year |
| | Project | | |
| | D N A Test Fee Receivable | 125,000 | 125,000 |
| | LMMD Test Fee Receivable | 546,900 | 363,920 |
| | Temporary Advance | | |
| | Sreja P S | 2,000 | |
| | Deposits | | |
| | Fixed Deposit 163 | 34,666,977 | 48,228,867 |
| | Fixed Deposit 327 | 1,240,046 | 1,198,352 |
| | LC - FD | | |
| | | 270,345,543 | 263,191,785 |
| 8 | Interest Accrued | | |
| | Interest Accrued on CB | 5,547,697 | 2,142,502 |
| | Interest Accrued on SBT | 550,983 | 333,246 |
| | Interest Accrued - Project | 1,685,818 | 1,276,904 |
| | | 7,784,498 | 3,752,651 |
| 9 | Claims Receivable | | |
| | Permanent Advance | | |
| | Permanent Advance Jeevan Chacko | 10,000 | 10,000 |
| | Permanent Advance R. Jayachandran Nair | 10,000 | 10,000 |
| | Permanent Advance Shaj Upendra | 10,000 | 10,000 |
| | Permanent Advance P. Prabhakaran Nair | 10,000 | 10,000 |
| | Rent From Bank Receivableww | 3,680 | |
| | Tax deducated at Source | 588,483 | 485,105 |
| | Other Receivable | 266,482 | 266,482 |
| | Advance to PMD | - | 3,778,648 |
| | | 898,645 | 4,570,235 |

FORM OF FINANCIAL STATEMENTS (NON-PROFIT ORGANISATIONS)
RAJIV GANDHI CENTRE FOR BIOTECHNOLOGY, THIRUVANANTHAPURAM

INCOME AND EXPENDITURE ACCOUNT FOR THE PERIOD/YEAR ENDED 31.03.2015


| INCOME | SCH NO. | (Amount - Rs) | |
|---|---------|-------------------------|--------------------------|
| | | Current Year | Previous Year |
| Income from Sales / Services | 12 | - | - |
| Grants/Subsidies | 13 | 290,316,459 | 231,225,353 |
| Grants/Subsidies - Second Campus | 13 a | - | - |
| Grants/Subsidies - External Projects | 27 | 84,796,225 | 77,672,191 |
| Revenue Allocation of Summer Training Fund (Scientist Share) | 13 b | 2,495,192 | 2,324,350 |
| Fees/Subscriptions | 14 | 957,163 | 2,924,990 |
| Income form Investments (Income on Invest. from earmarked/ endow. | 15 | - | - |
| Funds transferred to Funds) | | | |
| Income from Royalty, Publication etc. | 16 | - | - |
| Interest Earned | 17 | 11,223,010 | 10,995,831 |
| Other Income | 18 | 10,735,192 | 386,705 |
| Prior Period Income | | | |
| Depreciation on Assets Acquired out of Grant Written back Increase/(decrease) in stock of Finished goods an works-in-progress | 19 | 96,149,503 (238,693) | 100,574,666 (244,927) |
| TOTAL (A) | | 496,434,051 | 432,859,159 |
| EXPENDITURE | | | |
| Establishment Expenses | 20 | 131,930,601 | 113,794,392 |
| Other Administrative Expenses etc. | 21 | 162,164,506 | 122,983,498 |
| Expenditure on Grants, Subsidies etc. | 22 | - | - |
| Interest | 23 | - | - |
| Project Expenses | 28 | 94,836,560 | 91,271,582 |
| Prior Period Expenses | | - | - |
| Depreciation (Net Total at the year-end-corresponding to Schedule 8) | | 96,210,068 | 100,576,747 |
| TOTAL (B) | | 485,141,735 | 428,626,219 |
| Balance being excess of Income over Expenditure (A-B) | | 11,292,316 | 4,232,939 |
| TOTAL (C) | | 496,434,051 | 4,328,591,596 |
| Transfer to Special Reserve (Specify each) | | | |
| Transfer to/ from General Reserve | | | |
| BALANCE BEING SURPLUS/(DEFICIT) CARRIED TO CAPITAL FUND | | 11,292,316 | 4,232,940 |
| SIGNIFICANT ACCOUNTING POLICIES | 24 | | |



M. BABU
FINANCE OFFICER



S. MOHANAN NAIR
CHIEF GENERAL MANAGER




K. M. NAIR, IRS (Retd)
CHIEF CONTROLLER

Vide our report of even date
For JVR & Associates
Chartered Accountants
FRN . 011121S



Ramasubramonia Iyer S. FCA
(PARTNER)
M.NO. 203675




Prof. M RADHAKRISHNA PILLAI
FRCPATH, PhD, FASc, FNAsc
DIRECTOR

Place: Trivandrum
Date: 05.08.2015

FORM OF FINANCIAL STATEMENTS (NON-PROFIT ORGANISATIONS)
RAJIV GANDHI CENTRE FOR BIOTECHNOLOGY, THIRUVANANTHAPURAM

**SCHEDULES FORMING PART OF INCOME AND EXPENDITURE ACCOUNT
FOR THE PERIOD/YEAR ENDED 31.03.2015**


| SCHEDULE 12-INCOME FROM SALES/SERVICE | SCH NO. | (Amount - Rs) | |
|--|------------|---------------|---------------|
| | | Current Year | Previous Year |
| 1) <u>Income from sales</u> | | | |
| a) Sale of Finished Goods | | | |
| b) Sale of Raw Material | | | |
| c) Sale of Scraps | | | |
| 2) <u>Income from Services</u> | | | |
| a) Labour and Processing Charges | | | |
| b) Professional/Consultancy Service | | | |
| c) Agency Commission and Brokerage | | | |
| d) Maintenance Services (Equipment/Property) | | | |
| e) Others (Specify) | | | |
| TOTAL | | NIL | NIL |



M. BABU
FINANCE OFFICER



S. MOHANAN NAIR
CHIEF GENERAL MANAGER




K. M. NAIR, IRS (Retd)
CHIEF CONTROLLER

Vide our report of even date
For JVR & Associates
Chartered Accountants
FRN . 011121S



Ramasubramonia Iyer S. FCA
(PARTNER)
M.NO. 203675



Prof. M RADHAKRISHNA PILLAI
FRCPATH, PhD, FASc, FNAsc
DIRECTOR

Place: Trivandrum
Date: 5.08.2015

FORM OF FINANCIAL STATEMENTS (NON-PROFIT ORGANISATIONS)
RAJIV GANDHI CENTRE FOR BIOTECHNOLOGY, THIRUVANANTHAPURAM

SCHEDULES FORMING PART OF BALANCE SHEET AS AT 31.03.2015


| SCHEDULE 13 - GRANTS/SUBSIDIES | (Amount - Rs) | |
|---|----------------------|----------------------|
| | Current Year | Previous Year |
| (Irrevocable Grants & Subsidies Received) | | |
| 1) Central Government Revenue Grant | | |
| Main A/c | (9,606,733) | (2,877,071) |
| Opening Unspent Grant | | 235,000,000 |
| Add: Grant Received during the year | 325,000,000 | 232,122,929 |
| DBT | 315,393,267 | 10,504,309 |
| Less: Capital Expenses Incurred during the year | 33,623,053 | (9,606,733) |
| Less: Closing Unspent balance of grant | (8,546,245) | 897,576 |
| Revenue Grant | 25,076,808 | 290,316,459 |
| Project A/c | | |
| Grant received during the year | | |
| Less: Capital Expenses incurred during the year | | |
| Less: Closing unspent balance of grant. | | |
| 2) State Government(s) | | |
| 3) Government Agencies | | |
| 4) Institutions/Welfare Bodies(DST, CSIR,KVPY) | | |
| 5) International Organisations | | |
| 6) Others (Specify) | | |
| TOTAL | 290,316,459 | 231,225,353 |


| | | |
|--|---|--|
|  M. BABU FINANCE OFFICER |  S. MOHANAN NAIR CHIEF GENERAL MANAGER |  K. M. NAIR, IRS (Retd) CHIEF CONTROLLER |
|  Prof. M RADHAKRISHNA PILLAI FRCPath, PhD, FASc, FNASC DIRECTOR |  Ramasubramonia Iyer S. FCA (PARTNER) M.NO. 203675 | Vide our report of even date For JVR & Associates Chartered Accountants FRN . 011121S |


SCHEDULES FORMING PART OF BALANCE SHEET AS AT 31.03.2015


| | (Amount - Rs) | |
|---|---------------|---------------|
| | Current Year | Previous Year |
| SCHEDULE 13 a - Grants/Subsidies - Second Campus | | |
| (Irrevocable Grants & Subsidies Received) | | |
| 1) Central Government Revenue Grant Main A/c | | |
| Opening Unspent Grant | | |
| Add: Grant Received during the year | | |
| DBT | | - |
| Less: Capital Expenses Incurred during the year | | |
| Less: Closing Unspent balance of grant | | |
| Add: Amount Committed for Lab Equipments & Library Books in Previous year | | |
| Project A/c | | |
| Grant received during the year | | |
| Less: Capital Expenses incurred during the year | | |
| Less: Closing unspent balance of grant. | | |
| 2) State Government(s) | | |
| 3) Government Agencies | | |
| 4) Institutions/Welfare Bodies(DST, CSIR, KVPY) | | |
| 5) International Organisations | | |
| 6) Others (Specify) | | |
| TOTAL | | - |


Vide our report of even date
 For JVR & Associates
 Chartered Accountants
 FRN . 011121S


Pradeep Kumar Varma, FCA
 (Partner)
 M.No. 207459


Prof. M RADHAKRISHNA PILLAI
 FRCPath, PhD, FASc, FNAsc
 DIRECTOR


K. M. NAIR, IRS (Retd)
 CHIEF CONTROLLER


S. MOHANAN NAIR
 CHIEF GENERAL MANAGER


M. BABU
 FINANCE OFFICER

Place: Trivandrum
 Date: 05.08.2015

FORM OF FINANCIAL STATEMENTS (NON-PROFIT ORGANISATIONS)
RAJIV GANDHI CENTRE FOR BIOTECHNOLOGY, THIRUVANANTHAPURAM

SCHEDULES FORMING PART OF BALANCE SHEET AS AT 31.03.2015

| | (Amount - Rs) | |
|---|------------------|------------------|
| | Current Year | Previous Year |
| SCHEDULE 13 b - Grants/Subsidies - Summer Training Fund | | |
| Revenue Allocation of Summer Training Fund (Scientist Share) | | |
| Opening unspent balance of Summer Training Fund (Scientist Share) | 1,336,399 | 1,436,953 |
| Add: Summer Training Fee received (Scientist Share) | 2,474,075 | 2,314,496 |
| | 3,810,414 | 3,751,449 |
| Less: Amount Utilized for acquisition of capital asset | 284,618 | 90,760 |
| Less: Unspent balance of Summer Training Fund (Scientists Share) | 1,030,604 | 1,336,339 |
| Revenue Allocation of Summer Training Fund (Scientist Share) | 1,427,099 | 1,580,550 |
| | 2,495,192 | 2,324,350 |
| TOTAL | 2,495,192 | 2,324,350 |


M. BABU
FINANCE OFFICER


S. MOHANAN NAIR
CHIEF GENERAL MANAGER


K. M. NAIR, IRS (Retd)
CHIEF CONTROLLER



Prof. M RADHAKRISHNA PILLAI
FRCPath, PhD, FAsc, FNAsc
DIRECTOR



Ramasubramonia Iyer S. FCA
(PARTNER)
M.NO. 203675

Vide our report of even date
For JVR & Associates
Chartered Accountants
FRN . 011121S

Place: Trivandrum
Date: 05.08.2015

FORM OF FINANCIAL STATEMENTS (NON-PROFIT ORGANISATIONS)
RAJIV GANDHI CENTRE FOR BIOTECHNOLOGY, THIRUVANANTHAPURAM

SCHEDULES FORMING PART OF BALANCE SHEET AS AT 31.03.2015

| | (Amount - Rs) | |
|--|---------------|------------------|
| | Current Year | Previous Year |
| SCHEDULE 14- FEES/SUBSCRIPTIONS | | |
| 1) Onetime Fees | 1 | - |
| 2) Annual Fees/Subscriptions | 2 | 957,163 |
| 3) Seminar/Program Fees | | 2,924,990 |
| 4) Consultancy Fees | | |
| 5) Others (Specify) | | |
| TOTAL | | 2,924,990 |

Note- Accounting Policies towards each item are to be disclosed



M. BABU

FINANCE OFFICER

Place: Trivandrum
Date: 05.08.2015



S. MOHANAN NAIR
CHIEF GENERAL MANAGER



K. M. NAIR, IRS (Retd)
CHIEF CONTROLLER



Prof. M RADHAKRISHNA PILLAI
FRCPath, PhD, FASc, FNASc
DIRECTOR

Vide our report of even date
For JVR & Associates
Chartered Accountants
FRN . 011121S



Ramasubramonia Iyer S. FCA
(PARTNER)
M.NO. 203675

**SCHEDULES FORMING PART OF INCOME AND EXPENDITURE ACCOUNT
FOR THE PREIOD/YEAR ENDED 31.03.2015**

| | (Amount - Rs) | | | |
|---|--------------------------------|---------------|---------------------|---------------|
| | Investment from Earmarked Fund | | Investment - Others | |
| | Current Year | Previous Year | Current Year | Previous Year |
| (Income on Invest. from Earmarked/Endowment Funds transferred to Funds) | | | | |
| 1) Interest | | | | |
| a) On Govt. Securities | | | | |
| b) Other Bonds/Debentures | | | | |
| 2) Dividends: | | | | |
| a) On Shares | | | | |
| b) On Mutual Fund Securities | | | | |
| 3) Rents | | | | |
| 4) Others (Specify) | | | | |
| TOTAL | NIL | NIL | NIL | NIL |

Transferred to earmarked/endowment funds




M. BABU
FINANCE OFFICER

Place: Trivandrum
Date: 05.08.2015



S. MOHANAN NAIR
CHIEF GENERAL MANAGER



K. M. NAIR, IRS (Retd)
CHIEF CONTROLLER

Vide our report of even date
For JVR & Associates
Chartered Accountants
FRN : 011121S



Prof. M RADHAKRISHNA PILLAI

FRCPath, PhD, FASC, FNASC
DIRECTOR




Ramasubramonia Iyer S. FCA

(PARTNER)
M.NO. 203675

FORM OF FINANCIAL STATEMENTS (NON-PROFIT ORGANISATIONS)
 RAJIV GANDHI CENTRE FOR BIOTECHNOLOGY, THIRUVANANTHAPURAM

SCHEDULES FORMING PART OF INCOME AND EXPENDITURE ACCOUNT
 FOR THE PERIOD/YEAR ENDED 31.03.2015


| SCHEDULE 16- INCOME FROM ROYALTY, PUBLICATION ETC. | (Amount - Rs) | |
|---|---------------|---------------|
| | Current Year | Previous Year |
| 1) Income from Royalty | - | |
| 2) Income from Publications | | |
| 3) Others (specify) | | |
| TOTAL | - | - |



M. BABU
FINANCE OFFICER



S. MOHANAN NAIR
CHIEF GENERAL MANAGER




K. M. NAIR, IRS (Retd)
CHIEF CONTROLLER

Vide our report of even date
 For JVR & Associates
 Chartered Accountants
 FRN . 011121S



Ramasubramonia Iyer S. FCA
(PARTNER)
M.NO. 203675




Prof. M RADHAKRISHNA PILLAI
FRCPATH, PhD, FASc, FNAsc
DIRECTOR

Place: Trivandrum
 Date: 5.08.2015

SCHEDULES FORMING PART OF INCOME AND EXPENDITURE ACCOUNT
FOR THE PERIOD/YEAR ENDED 31.03.2015

| SCHEDULE 17- INTEREST EARNED | (Amount - Rs) | |
|---|-------------------|-------------------|
| | Current Year | Previous Year |
| Main A/c | | |
| 1) On Term Deposits: | | |
| a) With Scheduled Banks | 7,987,251 | 6,780,522 |
| b) With Non-Scheduled Banks | | |
| c) With Institutions | | |
| d) Others | | |
| 2) On Savings Accounts: | | |
| a) With Scheduled Banks | 2,251 | |
| b) With Non-Scheduled Banks | | |
| c) With Institutions | | |
| d) Others | | |
| 3) On Loans: | | |
| a) Employees/Staff | | |
| b) Others | | |
| 4) Interest on Debtors and Other Receivables | | |
| Project A/c | | |
| 1) On Term Deposits: | | |
| a) With Scheduled Banks | 2,986,425 | 4,077,545 |
| b) With Non-Scheduled Banks | | |
| c) With Institutions | | |
| d) Others | | |
| 2) On Savings Accounts: | | |
| a) With Scheduled Banks | 247,083 | 136,934 |
| b) With Non-Scheduled Banks | | |
| c) With Institutions | | |
| d) Others | | |
| 3) On Loans: | | |
| a) Employees/Staff | | |
| b) Others | | |
| 4) Interest on Debtors and Other Receivables | | |
| Interest on Income Tax Refund | | 831 |
| TOTAL | 11,223,010 | 10,995,831 |


Note- Tax deducted at source to be indicated



M. BABU
FINANCE OFFICER




S. MOHANAN NAIR
CHIEF GENERAL MANAGER



K. M. NAIR, IRS (Retd)
CHIEF CONTROLLER

Vide our report of even date
For JVR & Associates
Chartered Accountants
FRN . 011121S



Prof. M RADHAKRISHNA PILLAI
FRCPATH, PhD, FASc, FNAsc
DIRECTOR




Ramasubramonia Iyer S. FCA
(PARTNER)
M.NO. 203675

Place: Trivandrum
Date: 05.08.2015

FORM OF FINANCIAL STATEMENTS (NON-PROFIT ORGANISATIONS)
RAJIV GANDHI CENTRE FOR BIOTECHNOLOGY, THIRUVANANTHAPURAM

**SCHEDULES FORMING PART OF INCOME AND EXPENDITURE ACCOUNT
FOR THE PERIOD/YEAR ENDED 31.03.2015**


| SCHEDULE 18- OTHER INCOME | SCH NO. | (Amount - Rs) | |
|--|---------|-------------------|------------------|
| | | Current Year | Previous Year |
| 1) Profit on Sale/disposal of Assets: | | | |
| a) Owned assets | | | |
| b) Assets acquired out of grants, or received free of cost | | | |
| 2) Export Incentives realized | | | |
| 3) Fees for Miscellaneous Services | | | |
| 4) Miscellaneous Income | 3 | 10,735,192 | 7,386,705 |
| TOTAL | | 10,735,192 | 7,386,705 |



M. BABU
FINANCE OFFICER



S. MOHANAN NAIR
CHIEF GENERAL MANAGER




K. M. NAIR, IRS (Retd)
CHIEF CONTROLLER

Vide our report of even date
For JVR & Associates
Chartered Accountants
FRN . 011121S



Ramasubramonia Iyer S. FCA
(PARTNER)
M.NO. 203675



Prof. M RADHAKRISHNA PILLAI
FRCPATH, PhD, FASc, FNAsc
DIRECTOR

Place: Trivandrum
Date: 05.08.2015


FORM OF FINANCIAL STATEMENTS (NON-PROFIT ORGANISATIONS)
 RAJIV GANDHI CENTRE FOR BIOTECHNOLOGY, THIRUVANANTHAPURAM

SCHEDULES FORMING PART OF INCOME AND EXPENDITURE ACCOUNT
 FOR THE PERIOD/YEAR ENDED 31.03.2015

| SCHEDULE 19- INCREASE/(DECREASE) IN STOCK OF FINISHED GOODS & WORK IN PROGRESS | SCH NO. | (Amount - Rs) | |
|--|---------|------------------|------------------|
| | | Current Year | Previous Year |
| a) Closing stock | | | |
| - Finished Goods | | (238,693) | (244,927) |
| - Work-in-progress | | | |
| b) Less: Opening Stock | | | |
| - Finished Goods | | | |
| - <u>Work-in-progress</u> | | | |
| NET INCREASE/(DECREASE) [a-b] | | (238,693) | (244,927) |


M. BABU
 FINANCE OFFICER


S. MOHANAN NAIR
 CHIEF GENERAL MANAGER



K. M. NAIR, IRS (Retd)
 CHIEF CONTROLLER

Vide our report of even date
 For JVR & Associates
 Chartered Accountants
 FRN . 011121S



Ramasubramonia Iyer S. FCA
 (PARTNER)
 M.NO. 203675

Place: Trivandrum
 Date: 05.08.2015


Prof. M RADHAKRISHNA PILLAI
 FRCPATH, PhD, FASc, FNAsc
 DIRECTOR

FORM OF FINANCIAL STATEMENTS (NON-PROFIT ORGANISATIONS)
RAJIV GANDHI CENTRE FOR BIOTECHNOLOGY, THIRUVANANTHAPURAM

**SCHEDULES FORMING PART OF INCOME AND EXPENDITURE ACCOUNT
FOR THE PERIOD/YEAR ENDED 31.03.2015**

| SCHEDULE 20 - ESTABLISHMENT EXPENSES | SCH NO. | (Amount - Rs) | |
|---|---------|--------------------|--------------------|
| | | Current Year | Previous Year |
| a) Salaries and Wages | 4 | 131,930,601 | 113,794,392 |
| b) Allowances and Bonus | | | |
| c) Contribution to Provident Fund | | | |
| d) Contribution to Other Fund (specify) | | | |
| e) Staff Welfare Expenses | | | |
| f) Expenses on Employees Retirement and Terminal Benefits | | | |
| g) Others (specify) | | | |
| TOTAL | | 131,930,601 | 113,794,392 |


M. BABU
FINANCE OFFICER


S. MOHANAN NAIR
CHIEF GENERAL MANAGER



K. M. NAIR, IRS (Retd)
CHIEF CONTROLLER

Vide our report of even date
For JVR & Associates
Chartered Accountants
FRN . 011121S



Ramasubramonia Iyer S. FCA
(PARTNER)
M.NO. 203675


Place: Trivandrum
Date: 05.08.2015


Prof. M RADHAKRISHNA PILLAI
FRCPATH, PhD, FASc, FNAsc
DIRECTOR

FORM OF FINANCIAL STATEMENTS (NON-PROFIT ORGANISATIONS)
RAJIV GANDHI CENTRE FOR BIOTECHNOLOGY, THIRUVANANTHAPURAM

**SCHEDULES FORMING PART OF INCOME AND EXPENDITURE ACCOUNT
FOR THE PERIOD/YEAR ENDED 31.03.2015**


| SCHEDULE 21- OTHER ADMINISTRATIVE EXPENSES ETC. | SCH NO. | (Amount - Rs) | |
|--|------------|--------------------|--------------------|
| | | Current Year | Previous Year |
| a) Purchases | | | - |
| b) Labour and processing expenses | | | - |
| c) Cartage and Carriage Inwards | | | |
| d) Electricity and power | | 20,508,540 | 17,934,747 |
| e) Water charges | | 729,651 | 295,277 |
| f) Insurance | | 136,733 | 113,341 |
| g) Repairs and maintenance | | 7,088,852 | 2,851,790 |
| h) Excise Duty | | | |
| i) Rent, Rates and Taxes | | 12,066,606 | 3,967,889 |
| j) Vehicles Running and Maintenance | 6 | 1,183,169 | 780,547 |
| k) Postage, Telephone and Communication Charges | | 892,892 | 711,386 |
| l) Printing and Stationary | | 3,088,323 | 1,589,520 |
| m) Travelling and Conveyance Expenses | | 6,306,695 | 9,181,115 |
| n) Expenses on Seminar/Workshops | | 9,289,247 | 9,510,043 |
| o) Subscription Expenses | | 390,402 | 49,834 |
| p) Expenses on Fees- Library Journals | | | |
| q) Auditors Remuneration | | 85,500 | 84,270 |
| r) Hospitality Expenses | | 298,876 | |
| s) Professional Charges | | 10,754,213 | 8,117,938 |
| t) Provision for Bad and Doubtful Debts/Advances | | - | - |
| u) Irrecoverable Balances Written-off | | - | - |
| v) Packing Charges | | - | -- |
| w) Freight and Forwarding Expenses | | - | - |
| x) Distribution Expenses | | - | -- |
| y) Advertisement and Publicity | | 8,248,546 | 10,019,533 |
| z) Others (specify) | 5 | 581,096,261 | 57,776,268 |
| TOTAL | | 162,164,506 | 122,983,498 |



M. BABU
FINANCE OFFICER




S. MOHANAN NAIR
CHIEF GENERAL MANAGER



K. M. NAIR, IRS (Retd)
CHIEF CONTROLLER

Vide our report of even date
For JVR & Associates
Chartered Accountants
FRN . 011121S



Prof. M RADHAKRISHNA PILLAI
FRCPATH, PhD, FASc, FNAsc
DIRECTOR



Ramasubramonia Iyer S. FCA
(PARTNER)
M.NO. 203675

Place: Trivandrum
Date: 05.08.2015

FORM OF FINANCIAL STATEMENTS (NON-PROFIT ORGANISATIONS)
 RAJIV GANDHI CENTRE FOR BIOTECHNOLOGY, THIRUVANANTHAPURAM

**SCHEDULES FORMING PART OF INCOME AND EXPENDITURE ACCOUNT
 FOR THE PERIOD/YEAR ENDED 31.03.2015**

| SCHEDULE 22 - EXPENDITURE ON GRANTS, SUBSIDIES ETC. | (Amount - Rs) | |
|--|---------------|---------------|
| | Current Year | Previous Year |
| a) Grants given to Institutions/Organisations | | |
| b) Subsidies given to Institutions/Organisations | | |
| TOTAL | NIL | NIL |

Note - Name of the Entities, their Activities along with the amount of Grants/Subsidies are to be disclosed.


M. BABU
 FINANCE OFFICER


S. MOHANAN NAIR
 CHIEF GENERAL MANAGER



K. M. NAIR, IRS (Retd)
 CHIEF CONTROLLER

Vide our report of even date
 For JVR & Associates
 Chartered Accountants
 FRN . 011121S



Ramasubramonia Iyer S. FCA
 (PARTNER)
 M.NO. 203675

Place: Trivandrum
 Date: 05.08.2015


Prof. M RADHAKRISHNA PILLAI
 FRCPATH, PhD, FASc, FNAsc
 DIRECTOR

FORM OF FINANCIAL STATEMENTS (NON-PROFIT ORGANISATIONS)
RAJIV GANDHI CENTRE FOR BIOTECHNOLOGY, THIRUVANANTHAPURAM

**SCHEDULES FORMING PART OF INCOME AND EXPENDITURE ACCOUNT
FOR THE PERIOD/YEAR ENDED 31.03.2015**


| SCHEDULE 23 - INTEREST | (Amount - Rs) | |
|--|---------------|---------------|
| | Current Year | Previous Year |
| a) On Fixed Loans | | |
| b) On Other Loans (including Bank Charges) | | |
| c) Others (specify) | | |
| TOTAL | NIL | NIL |



M. BABU
FINANCE OFFICER



S. MOHANAN NAIR
CHIEF GENERAL MANAGER



K. M. NAIR, IRS (Retd)
CHIEF CONTROLLER

Vide our report of even date
For JVR & Associates
Chartered Accountants
FRN . 011121S



Ramasubramonia Iyer S. FCA
(PARTNER)
M.NO. 203675




Prof. M RADHAKRISHNA PILLAI
FRCPATH, PhD, FASc, FNASc
DIRECTOR

Place: Trivandrum
Date: 05.08.2015

FORM OF FINANCIAL STATEMENTS (NON-PROFIT ORGANISATIONS)
RAJIV GANDHI CENTRE FOR BIOTECHNOLOGY, THIRUVANANTHAPURAM

SCHEDULES FORMING PART OF BALANCE SHEET 31.03.2015


| SCHEDULE 26 - UNSPENT BALANCE OF GRANT | (Amount - Rs) | |
|--|--------------------|--------------------|
| | Current Year | Previous Year |
| a) Opening balance of the funds | (9,606,733) | 2,877,071 |
| b) Additions to the Funds: | | |
| i. Donation/grants | | |
| DBT 325,000,000 | 325,000,000 | 235,000,000 |
| ii. Income from investments made on account of funds | | |
| iii. Other additions (specify nature) | | |
| TOTAL (a+b) | 315,393,267 | 232,122,929 |
| c) Utilisation/Expenditure towards objectives of funds | | |
| i. Capital Expenditure | | |
| -Fixed Assets - | 33,623,053 | 10,504,309 |
| -Others | | |
| Total | 33,623,053 | 10,504,309 |
| ii. Revenue Expenditure | | |
| -Salaries, Wages and allowances etc. | 131,930,601 | 113,794,392 |
| -Rent | 12,066 ,606 | 3,967,889 |
| -Other Administrative expenses | 146,458,452 | 113,463,072 |
| Total | 290,455,659 | 231,225,353 |
| TOTAL (c) | 324,078,712 | 241,729,662 |
| NET BALANCE AS AT THE YEAR-END (a+b-c) | (8,685,445) | (9,606,733) |



M. BABU
FINANCE OFFICER



S. MOHANAN NAIR
CHIEF GENERAL MANAGER




K. M. NAIR, IRS (Retd)
CHIEF CONTROLLER

Vide our report of even date
For JVR & Associates
Chartered Accountants
FRN . 011121S



Ramasubramonia Iyer S. FCA
(PARTNER)
M.NO. 203675

Place: Trivandrum
Date: 05.08.2015



Prof. M RADHAKRISHNA PILLAI
FRCPath, PhD, FASc, FNASc
DIRECTOR


FORM OF FINANCIAL STATEMENTS (NON-PROFIT ORGANISATIONS)
RAJIV GANDHI CENTRE FOR BIOTECHNOLOGY, THIRUVANANTHAPURAM

SCHEDULES FORMING PART OF BALANCE SHEET 31.03.2015


| SCHEDULE 26 a - UNSPENT BALANCE OF GRANT | (Amount - Rs) | |
|--|--------------------|--------------------|
| | Current Year | Previous Year |
| a) Opening balance of the funds | (9,873,097) | 9,873,097 |
| b) Additions to the Funds: | | |
| i. Donation/grants | | |
| DBT | - | - |
| ii. Income from investments made on account of funds | | |
| iii. Other additions (specify nature) | | |
| TOTAL (a+b) | (9,873,097) | 9,873,097 |
| c) Utilisation/Expenditure towards objectives of funds | | |
| i. Capital Expenditure | | |
| -Fixed Assets - | | |
| -Others | | |
| Total | - | - |
| ii. Revenue Expenditure | | |
| -Salaries, Wages and allowances etc. | - | - |
| -Rent | - | - |
| -Other Administrative expenses | - | - |
| Total | - | - |
| TOTAL (c) | - | - |
| NET BALANCE AS AT THE YEAR-END (a+b-c) | (9,873,097) | (9,873,097) |


M. BABU
FINANCE OFFICER



S. MOHANAN NAIR
CHIEF GENERAL MANAGER


K. M. NAIR, IRS (Retd)
CHIEF CONTROLLER

Vide our report of even date
For JVR & Associates
Chartered Accountants
FRN . 011121S


Ramasubramonia Iyer S. FCA
(PARTNER)
M.NO. 203675


Place: Trivandrum
Date: 05.08.2015


Prof. M RADHAKRISHNA PILLAI
FRCPATH, PhD, FASc, FNAsc
DIRECTOR

FORM OF FINANCIAL STATEMENTS (NON-PROFIT ORGANISATIONS)
RAJIV GANDHI CENTRE FOR BIOTECHNOLOGY, THIRUVANANTHAPURAM

SCHEDULES FORMING PART OF INCOME AND EXPENDITURE ACCOUNT
FOR THE PERIOD/YEAR ENDED 31.03.2015


| SCHEDULE 28 PROJECT EXPENSES | (Amount - Rs) | |
|-------------------------------|-------------------|-------------------|
| | Current Year | Previous Year |
| Annual Workshop | - | 601,068 |
| Bank Charges | 32,003 | 14,029 |
| Consumables | 34,441,079 | 29,719,239 |
| Contingency | 8,283,251 | 13,506,497 |
| Departmental Assistance - UGC | 1,23,000 | - |
| Fellowship | 19,375,749 | 20,877,541 |
| Manpower | 22,567,680 | 18,240,899 |
| Overhead | 1,631,059 | 2,304,247 |
| Overseas Allowance | - | 900,000 |
| STF Contingency | 4,109,109 | 22,272,117 |
| Technical Assistance | 44,600 | - |
| IYBA project award | 100,000 | 100,000 |
| Travel | 4,129,030 | 2,735,945 |
| TOTAL | 94,836,560 | 91,271,582 |



M. BABU
FINANCE OFFICER



S. MOHANAN NAIR
CHIEF GENERAL MANAGER




K. M. NAIR, IRS (Retd)
CHIEF CONTROLLER

Vide our report of even date
For JVR & Associates
Chartered Accountants
FRN . 011121S



Ramasubramonia Iyer S. FCA
(PARTNER)
M.NO. 203675

Place: Trivandrum
Date: 05.08.2015



Prof. M RADHAKRISHNA PILLAI
FRCPATH, PhD, FASc, FNAsc
DIRECTOR

FORM OF FINANCIAL STATEMENTS (NON-PROFIT ORGANISATIONS)
RAJIV GANDHI CENTRE FOR BIOTECHNOLOGY, THIRUVANANTHAPURAM

**SCHEDULES FORMING PART OF INCOME AND EXPENDITURE ACCOUNT
FOR THE PERIOD/YEAR ENDED 31.03.2015**

| SCHEDULE 29 UNSPENT BALANCE OF SUMMER TRAINING FUND | (Amount - Rs) | |
|---|------------------|------------------|
| | Current Year | Previous Year |
| Opening unspent balance of Summer Training Fund (Scientist Share) | 1,336,339 | 1,436,953 |
| Add: Summer Training Fee received (Scientist Share) | 2,474,075 | 2,314,496 |
| | 3,810,414 | 3,751,449 |
| Less: Amount Utilized for acquisition of capital asset | 284,618 | 90,760 |
| Less: Revenue Allocation of Summer Training Fund (Scientist Share) | 2,495,192 | 2,324,350 |
| Unspent balance of Summer Training Fund (Scientist Share) | 2,779,810 | 241,511 |
| | 1,030,604 | 1,336,339 |
| TOTAL | 1,030,604 | 1,336,339 |


M. BABU
FINANCE OFFICER


S. MOHANAN NAIR
CHIEF GENERAL MANAGER


K. M. NAIR, IRS (Retd)
CHIEF CONTROLLER


Prof. M RADHAKRISHNA PILLAI
FRCPath, PhD, FASc, FNASc
DIRECTOR

Vide our report of even date
For JVR & Associates
Chartered Accountants
FRN . 011121S



Ramasubramonia Iyer S. FCA
(PARTNER)
M.NO. 203675

Place: Trivandrum
Date: 05.08.2015

FORM OF FINANCIAL STATEMENTS (NON-PROFIT ORGANISATION)
RAJIV GANDHI CENTRE FOR BIOTECHNOLOGY, THIRUVANANTHAPURAM

SUB SCHEDULES FORMING PART OF BALANCE SHEET AS AT 31.03.2015

| SUB SCH NO. | PARTICULARS | (Amount-Rs) | |
|----------------|-----------------------------------|-------------------|------------------|
| | | Current Year | Previous Year |
| | FEES/SUBSCRIPTIONS | | |
| 1.00 | Entrance Fees | - | - |
| | | - | - |
| 2.00 | Annual Fees | | |
| | Cost of Tender | 42,560 | 53,008 |
| | Fee for Phd Registration | 38,575 | 53,500 |
| | Guest House Rent | 52,250 | 28,200 |
| | Hostel Room Rent | 801,698 | 2,464,602 |
| | Rent From Bank | 22,080 | 22,080 |
| | Other Grants | | 303,600 |
| | | 957,163 | 2,924,990 |
| 3.00 | Miscellaneous Income | | - |
| | RTI Fee | 156 | 306 |
| | Library Income | 27,034 | 9,823 |
| | Other Receipts | 1,297,000 | 125,100 |
| | DNA Barcoding Test Fee | 851,770 | 802,223 |
| | DNA Test Fee | 1,728,501 | 875,481 |
| | Fee for Various Tests | 192,834 | 160,199 |
| | RFDF Training Fee | 57,850 | 303,969 |
| | Animal Research Facility test fee | 27,750 | 52,850 |
| | Summer Training Fee | 2,441,500 | 2,314,495 |
| | LMMD Test Fee | 4,257,959 | 2,742,258 |
| | Molecular Platform Assay | 4,895 | |
| | Proteomics Facility | 235,849 | |
| | OTV Services | 761,15 | |
| | FLAIR National Internship Program | 20,000 | |
| | | 10,735,192 | 7,386,705 |
| | ESTABLISHMENT EXPENSES | | |
| 4.00 | Salaries and Wages | | |
| | DA | 37,263,434 | 29,185,224 |
| | Earned Leave Encashment | 1,230,82 | 181,581 |
| | Employer NPS Contribution | 2,075,822 | 1,750,288` |
| | Employer Pension Contribution LIC | 6,428,497 | 5,263,659 |
| | PF Employer | 556,920 | 581,100 |

| SUB SCH NO. | PARTICULARS | (Amount-Rs) | |
|----------------|---|--------------|---------------|
| | | Current Year | Previous Year |
| | Medical Reimbursement | 3,059,388 | 3,722,262 |
| | Salary | 70,152,029 | 63,354,577 |
| | Wages to Staff | 6,882,480 | 6,032,215 |
| | Bonus | 137,296 | 148,233 |
| | Children Education Allowance | 1,064,155 | 986,040 |
| | Leave Travel Concession | 2,123,239 | 1,695,623 |
| | Overtime Allowance | 60,432 | 65,602 |
| | Gratuity | 100,000 | 85,682 |
| | Medical Insurance | 796,087 | 742,306 |
| | | 131,930,601 | 113,794,392 |
| | OTHER ADMINISTRATIVE EXPENSES | | |
| 5.00 | Accommodation | 283,253 | 367,368 |
| | Amc for Instrument | 909,099 | 768,804 |
| | Bank Charge | 128,909 | 205,761 |
| | Cleaning Materials | 188,059 | 83,049 |
| | Labour Charge | 53,198 | 28,250 |
| | Miscellaneous Expense | 12,566 | 189,730 |
| | Premises Upkeeping | 725,262 | 97,620 |
| | NPS Service Charge | 2,130 | 11,725 |
| | Office Expenses | 3,012,022 | 2,255,194 |
| | Electrical Spares & Consumables | 3,471,782 | 2,442,812 |
| | Instru. Repairs & Maintenance | 655,327 | 2,736,096 |
| | Instru. Spares & Cons. | | 32,055 |
| | Library Contingency | 532,362 | 156,664 |
| | Maintenance of Website | 412,246 | 193,963 |
| | Refreshment Expenses | 9,190 | 30,871 |
| | Pest Control | 318,792 | 366,464 |
| | Fuel Charges | 1,38,449 | 1,422,139 |
| | Internet Connection Charge | 674,160 | 955,060 |
| | Other Expenses | 224,874 | 175,689 |
| | Second Campus | | 4,659,455 |
| | Bio Innovation Centre Foundation Stone Laying | | 5,552,537 |

| SUB SCH NO. | PARTICULARS | (Amount-Rs) | |
|----------------|---|------------------|----------------|
| | | Current Year | Previous Year |
| 6.00 | RESEARCH & LAB EXPENSES | | |
| | Honorarium | 636,761 | 707,500 |
| | Lab Consumables | 60,334,415 | 31,901,171 |
| | Other Research Expenses | 6,473,05 | 2,436,291 |
| | | 81,096,261 | 57,776,268 |
| | Vehicles Running and Maintenance | | |
| | Vehicle Insurance & Road Tax | 154,576 | 63,970 |
| | Maintenance of Vehicles | 290,076 | 235,521 |
| | Vehicle Hiring Charges | 738,517 | 481,056 |
| | | 1,183,169 | 780,547 |