

Auditors Report
&
Statement of Accounts
2015-2016



Rajiv Gandhi Centre for Biotechnology
Thiruvananthapuram-695014



JVR & ASSOCIATES, CHARTERED ACCOUNTANTS
2nd Floor, TC 15/182, Chennankara Buildings
Above SBI Althara Branch, Vellayamabalam
Thiruvananthapuram - 695 010
Phone: 0471-4061392, 4061393
e-mail : jvrtvm@gmail.com, www.jvr-cos.com

The Director
Rajiv Gandhi Centre For Biotechnology,
Thiruvananthapuram

AUDITORS REPORT

We have audited the attached Balance Sheet of the RAJIV GANDHI CENTRE FOR BIOTECHNOLOGY, THIRUVANANTHAPURAM, as at 31st March 2016 and the Income and Expenditure Account as on that date annexed thereto. These financial statements are the responsibility of the management of the Centre. Our responsibility is to express an opinion on these financial statements based on our audit.

We have conducted our audit in accordance with auditing standards generally accepted in India. Those standards require that we plan and perform the audit to obtain reasonable assurance about whether the financial statements are free of material misstatement. An audit includes examining, on test basis, evidence supporting the amounts and disclosures in the financial statements. An audit also includes assessing the Accounting principles used and significant estimates presentation. We believe that our audit provides a reasonable basis for our opinion. We report that:-

1. We have obtained all the information and explanation, which to the best of our knowledge and belief were necessary for the purpose of our audit.
2. In our opinion proper books of accounts have been maintained by the centre, so far as it appears from our examination of these books and subject to the comments given below.
3. The said Balance Sheet, Income and Expenditure Account and Schedules thereon are in agreement with the books of accounts maintained by the centre.



And further subject to and read with Accounting Policies and other notes in Schedule - 24 attached to and forming part of accounts, in our opinion and to the best of our information and according to the explanation given to us, the said Balance Sheet and Income and Expenditure Account give a true and fair view in conformity with accounting principles generally accepted in India :-

- I. In the case of Balance Sheet of the state of affairs of the Centre as at 31st March 2016.
- II. In the case of Income and Expenditure account of the excess of income over Expenditure for the year ended on that date.

For JVR & Associates
Chartered Accountants
FRN. 01121S

Place: Trivandrum
Date: 15.07.2016

A handwritten signature in black ink, appearing to read 'Ramasubramonia Iyer S. FCA'.

Ramasubramonia Iyer S. FCA
(Partner)
M.No. 203675

Consolidated
Statement of Accounts

RAJIV GANDHI CENTRE FOR BIOTECHNOLOGY
THIRUVANANTHAPURAM


BALANCE SHEET AS AT 31.03.2016

CAPITAL FUND AND LIABILITIES	SCH NO	(Amount - Rs)	
		Current Year 2015-16	Previous Year 2014-15
GENERAL FUND	1	952,017,638	926,538,398
RESERVES AND SURPLUS	2	-	
EARMARKED/ ENDOWMENT FUNDS	3	-	
SECURED LOANS AND BORROWINGS	4	-	
UNSECURED LOANS AND BORROWINGS	5	-	
DEFERRED CREDIT LIABILITIES	6	-	
CURRENT LIABILITIES AND PROVISIONS	7	266,430,829	233,797,022
UNSPENT BALANCE OF GRANT	26	(17,001,825)	(8,546,245)
UNSPENT BALANCE OF EXTERNAL PROJECTS	27	6,409,395	16,245,978
UNSPENT BALANCE OF GRANT II nd Campus	26 a	(8,554,757)	(9,873,097)
UNSPENT BALANCE OF SUMMER TRAINING FUND	29	725,832	1,030,604
TOTAL		1,200,027,112	1,159,192,660
ASSETS			
FIXED ASSETS	8	744,920,543	699,898,434
INVESTMENTS-FROM EARMARKED/ENDOWMENT FUNDS	9		
INVESTMENTS-OTHERS	10		
CURRENT ASSETS, LOANS, ADVANCES ETC.	11	455,106,569	459,294,226
MISCELLANEOUS EXPENDITURE (to the extent not written off or adjusted)			
TOTAL		1,200,027,112	1,159,192,660
SIGNIFICANT ACCOUNTING POLICIES AND NOTES ON ACCOUNTS	24		


M. BABU
FINANCE OFFICER


S. MOHANAN NAIR
CHIEF GENERAL MANAGER

Vide our report of even date
For JVR & Associates
Chartered Accountants
FRN . 011121S



Prof. M RADHAKRISHNA PILLAI
FRCPATH, PhD, FASc, FNAsc
DIRECTOR



Ramasubramonia Iyer S. FCA
(PARTNER)
M.NO. 203675

Place: Trivandrum
Date: 15.07.2016

FORM OF FINANCIAL STATEMENTS (NON-PROFIT ORGANISATIONS)
Name of Entity - RAJIV GANDHI CENTRE FOR BIOTECHNOLOGY, THIRUVANANTHAPURAM

INCOME AND EXPENDITURE ACCOUNT FOR THE PERIOD/YEAR ENDED 31.03.2016

INCOME	SCH NO.	(Amount - Rs)	
		Current Year	Previous Year
Income from Sales / Services	12	-	-
Grants/Subsidies	13	294,899,074	290,316,459
Grants/Subsidies - Second Campus	13 a	30,667	-
Grants/Subsidies - External Projects	27	96,263,325	84,796,225
Revenue Allocation of Summer Training Fund (Scientist Share)	13 b	3,052,065	2,495,192
Fees/Subscriptions	14	54,550	38,575
Income form Investments (Income on Invest. from earmarked/endow. Funds transferred to Funds)	15	-	-
Income from Royalty, Publication etc.	16	-	-
Interest Earned	17	16,878,792	11,223,010
Other Income	18	19,539,362	11,653,780
Prior Period Income			
Depreciation on Assets Acquired out of Grant Written back		103,904,686	96,149,503
Increase/(decrease) in stock of Finished goods an works-in-progress	19	435,991	(238,693)
TOTAL (A)		535,058,512	496,434,051
EXPENDITURE			
Establishment Expenses	20	141,605,089	131,930,601
Other Administrative Expenses etc.	21	153,324,652	162,164,506
Expenditure on Grants, Subsidies etc.	22	-	-
Interest	23	-	-
Project Expenses	28	117,603,097	94,836,560
Prior Period Expenses		-	-
Depreciation	8	104,065,078	96,210,068
TOTAL (B)		516,597,916	485,141,735
Balance being excess of Income over Expenditure (A-B)		18,460,596	11,292,316
TOTAL (C)		535,058,512	496,434,051
Transfer to Special Reserve (Specify each)			
Transfer to/ from General Reserve			
BALANCE BEING SURPLUS/(DEFICIT) CARRIED TO CAPITAL FUND		18,460,596	11,292,316
SIGNIFICANT ACCOUNTING POLICIES	24		


M. BABU
FINANCE OFFICER


S. MOHANAN NAIR
CHIEF GENERAL MANAGER

Vide our report of even date
For JVR & Associates
Chartered Accountants
FRN . 011121S



Prof. M RADHAKRISHNA PILLAI
FRCPATH, PhD, FASc, FNASc
DIRECTOR



Ramasubramonia Iyer S. FCA
(PARTNER)
M.NO. 203675

Place: Trivandrum
Date: 15.07.2016

RAJIV GANDHI CENTRE FOR BIOTECHNOLOGY, THIRUVANANTHAPURAM

SCHEDULES FORMING PART OF BALANCE SHEET AS AT 31.03.2016

SCHEDULE 1 - GENERAL FUND:	(Amount - Rs.)	
	Current Year	Previous Year
Balance as at the beginning of the year		956,175,745
Add: Amount utilised for acquiring capital asset		57,567,925
Amount Committed for Lab Equipment & Library Books	139,580,955.000	28,657,625
Share of Overhead		1,626,565
Amount transferred from unspent balance		
	139,580,955	87,852,115
Less: Depreciation provided for the above mentioned item written back	103,904,686	96,149,503
		303,600
Amount Committed for Lab Equipment & Library Books in the Previous year	132,562,311	32,328,675
Add/ (Deduct): Balance of net income/(expenditure) transferred from Income & Expenditure A/c	28,657,625.000	
	18,460,596	
BALANCE AT THE YEAR-END	952,017,638	926,538,398


M. BABU
 FINANCE OFFICER

Place: Trivandrum
 Date: 15.07.2016


Prof. M RADHAKRISHNA PILLAI
 FRCPath, PhD, FASc, FNAsc
 DIRECTOR

Vide our report of even date
 For JVR & Associates
 Chartered Accountants
 FRN . 0111215



Ramasubramonia Iyer S. FCA
 (PARTNER)
 M.NO. 203675

SCHEDULES FORMING PART OF BALANCE SHEET AS AT 31.03.2016

SCHEDULE 2 - RESERVES AND SURPLUS	(Amount - Rs.)		
	Current Year	Previous Year	Previous Year
1. <u>Capital Reserve:</u> As per last Account Addition during the year Less: Deductions during the year			
2. <u>Revaluation Reserve</u> As per last Account Addition during the year Less: Deductions during the year			
3. <u>Special Reserve</u> As per last Account Addition during the year Less: Deductions during the year			
4. <u>General Reserve</u> As per last Account Addition during the year Less: Deductions during the year			
TOTAL	NIL	NIL	NIL

Vide our report of even date
For JVR & Associates
Chartered Accountants
FRN : 011121S



Prof. M RADHAKRISHNA PILLAI
FRCPath, PhD, FASc, FNAsc
DIRECTOR



M. BABU
FINANCE OFFICER



S. MOHANAN NAIR
CHIEF GENERAL MANAGER

Place: Trivandrum
Date: 15.07.2016

Ramasubramonia Iyer S. FCA
(PARTNER)
M.NO. 203675

RAJIV GANDHI CENTRE FOR BIOTECHNOLOGY, THIRUVANANTHAPURAM

SCHEDULES FORMING PART OF BALANCE SHEET AS AT 31.03.2016

SCHEDULE 3 - EARMARKED/ENDOWMENT FUNDS	(Amount - Rs.)					
	FUND -WISE BREAK UP				TOTAL	
	Fund WW	Fund XX	Fund YY	Fund ZZ	Current Year	Previous Year
a) <u>Opening balance of the funds</u>						
b) <u>Additions to the Funds:</u>						
i. Donation/grants						
ii. Income from investments made on account of funds						
iii. Other additions (specify nature)						
TOTAL (a + b)						
c) <u>Utilisation/Expenditure towards objectives of funds</u>						
i. Capital Expenditure						
-Fixed Assets						
-Others						
Total						
ii. Revenue Expenditure						
-Salaries, Wages and allowances etc.						
-Rent						
-Other Administrative expenses						
Total						
TOTAL (c)						
NET BALANCE AS AT THE YEAR-END (a+b-c)	NIL	NIL	NIL	NIL	NIL	NIL
Notes						

1) Disclosures shall be made under relevant heads based on conditions attaching to the grants.

2) Plan Funds received from the Central/State Governments are to be shown as separate Funds and not to be mixed up with any other Funds



M. BABU
FINANCE OFFICER

Place: Trivandrum
Date: 15.07.2016



Prof. M RADHAKRISHNA PILLAI
FRCPath, PhD, FASc, FNASc
DIRECTOR

Vide our report of even date
For JVR & Associates
Chartered Accountants
FRN . 011121S



Ramasubramonia Iyer S. FCA
(PARTNER)
M.NO. 203675

SCHEDULES FORMING PART OF BALANCE SHEET AS AT 31.03.2016

	(Amount - Rs.)		
	Current Year	Previous Year	
SCHEDULE 4 - SECURED LOANS AND BORROWINGS:			
1. Central Government			
2. State Government (Specify)			
3. Financial Institutions			
a) Term Loans			
b) Interest accrued and due			
4. Banks:			
a) Term Loans			
- Interest accrued and due			
b) Other Loans (specify)			
- Interest accrued and due			
5. Other Institutions and Agencies			
6. Debentures and Bonds			
7. Others (Specify)			
Total	NIL	NIL	NIL
Note: Amounts due within one year			



M. BABU
FINANCE OFFICER

Place: Trivandrum
Date: 15.07.2016



S. MOHANAN NAIR
CHIEF GENERAL MANAGER



Prof. M RADHAKRISHNA PILLAI
FRCPath, PhD, FASc, FNAcSc
DIRECTOR

Vide our report of even date
For JVR & Associates
Chartered Accountants
FRN . 011121S



Ramasubramonia Iyer S. FCA
(PARTNER)
M.NO. 203675

SCHEDULES FORMING PART OF BALANCE SHEET AS AT 31.03.2016

SCHEDULES 5 - UNSECURED LOANS AND BORROWINGS	(Amount - Rs)	
	Current Year	Previous Year
1. Central Government		
2. State Government (Specify)		
3. Financial Institutions		
4. Banks:		
a) Term Loans		
b) Other Loans (specify)		
5. Other Institutions and Agencies		
6. Debentures and Bonds		
7. Fixed Deposits		
8. Others (Specify)		
Total	NIL	NIL

Note: Amounts due within one year



M. BABU
FINANCE OFFICER




S. MOHANAN NAIR
CHIEF GENERAL MANAGER

Vide our report of even date
For JVR & Associates
Chartered Accountants
FRN . 011121S



Ramasubramonia Iyer S. FCA
(PARTNER)
M.NO. 203675




Prof. M RADHAKRISHNA PILLAI
FRCPath, PhD, FASc, FNASc
DIRECTOR

Place: Trivandrum
Date: 15.07.2016

SCHEDULES FORMING PART OF BALANCE SHEET AS AT 31.03.2016

SCHEDULES 6- DEFERRED CREDIT LIABILITIES :	(Amount - Rs)	
	Current Year	Previous Year
a) Acceptances secured by hypothecation of capital equipment and other assets		
b) Others		
Total	NIL	NIL

Note: Amounts due within one year



M. BABU
FINANCE OFFICER




S. MOHANAN NAIR
CHIEF GENERAL MANAGER

Vide our report of even date
For JVR & Associates
Chartered Accountants
FRN . 011121S



Ramasubramonia Iyer S. FCA
(PARTNER)
M.NO. 203675



Prof. M RADHAKRISHNA PILLAI
FRCPath, PhD, FASc, FNASc
DIRECTOR

Place: Trivandrum
Date: 15.07.2016

SCHEDULES FORMING PART OF BALANCE SHEET AS AT 31.03.2016

SCHEDULE 7 - CURRENT LIABILITIES AND PROVISIONS	(Amount - Rs.)		
	Current Year	Previous Year	
	Sub Sch No.	Sub Sch No.	
A. CURRENT LIABILITIES			
1. Acceptances			
2. Sundry Creditors:			
a) For Goods			
b) Others	1	62,931,334	64,319,536
3. Advances Received			
4. Interest accrued but not due on:			
a) Secured Loans/borrowings			
b) Unsecured Loans/borrowings			
5. Statutory Liabilities:			
a) Overdue	2	837,520	1,582,613
b) Others	3	202,661,975	167,894,873
6. Other current Liabilities			
Total (A)		266,430,829	233,797,022
B. PROVISIONS			
1. For Taxation			
2. Gratuity			
3. Superannuation/Pension			
4. Accumulated Leave Encashment			
5. Trade Warranties/Claims			
6. Others (Specify)			
Total (B)			
Total (A + B)		266,430,829	233,797,022



M. BABU
FINANCE OFFICER



S. MOHAN NAIR
CHIEF GENERAL MANAGER

Vide our report of even date
For JVR & Associates
Chartered Accountants
FRN : 011121S



Prof. M RADHAKRISHNA PILLAI
FRCPatn, PhD, FASc, FNAsc
DIRECTOR



Ramasubramonia Iyer S. FCA
(PARTNER)
M.NO. 203675

FORM OF FINANCIAL STATEMENTS (NON-PROFIT ORGANISATIONS)
Name of Entity - RAJIV GANDHI CENTRE FOR BIOTECHNOLOGY, THIRUVANANTHAPURAM
SCHEDULES FORMING PART OF BALANCE SHEET AS AT 31.03.2016

SCHEDULE 8- FIXED ASSETS OF MAIN ACCOUNT

S.L. No.	Block of Asset	Rate %	WDV as on 01.04.2015	Additions used 180 days or more	Additions used 179 days or more	Deletions/ adjustments	Total	Depreciation	WDV as on 31.03.2016
1	Land	-	2				2		2
2	Building	10	60,382,748	66,911,758	23,581,021		1,50,875,527	13,908,502	136,967,025
3	Furniture, Fittings & Electrical Fittings	10	28,418,680	11,207,794	27,091,149	50,380	66,667,243	5,312,167	61,355,076
4	Plant & Machinery, Motor cars, Equipments	15	404,517,425	37,453,674	25,350,413	331,444	466,990,068	68,147,229	398,842,839
5	Computer, software & Books	60	2,564,365	521,681	499,301	506	3,584,841	2,001,114	1,583,727
6	Work in Progress 2nd Campus	-	115,292,199	7,472,735	61,303,709	123,751,540	60,317,103	-	60,317,103
	Total		611,175,419	123,567,642	1,37,825,593	124,133,870	748,434,784	89,369,012	659,065,772

SCHEDULE 8- FIXED ASSETS OF PROJECT ACCOUNT

1	Contingency Assests	15	3,118,800	138,480	332,531	-	3,589,811	513,532	3,076,279
2	Equipment	15	85,090,680	5,932,856	4,368,039	-	95,391,575	13,981,133	81,410,442
3	Furniture	10	210,346	199,745	-	-	410,091	41,009	369,082
4	LMMD Contingency Asset	15	10,025	-	-	-	10,025	1,504	8,521
5	STF Contingency Assets	15	57,241	-	-	-	57,241	8,586	48,655
6	STFs Equipment	15	175,509	-	296,231	-	471,740	48,544	423,196
7	STFs Computer	60	35,880	-	-	-	35,880	21,528	14,352
8	STFs Furniture & Fixtures	10	24,534	-	-	-	24,534	2,453	22,081
9	STFs Contingency Assets	15	-	75,012	270,414	-	345,426	31,533	313,893
10	Piolet Project Computer	60	-	-	102,523	-	102,523	30,757	71,766
11	RFDF Equipment	15	-	-	17,491	-	17,491	1,312	16,179
12	RFDF Contingency Assets	15	-	94,500	-	-	94,500	14,175	80,325
	Total		88,723,015	6,440,593	5,387,229	-	100,550,837	14,696,066	85,854,771

Write our report of even date
For JVR & Associates
Chartered Accountants
FRN : 011121S


Prof. M RADHAKRISHNA PILLAI
FRCPatn, PhD, FASc, FNASc
DIRECTOR


M. BABU
CHIEF GENERAL MANAGER
FINANCE OFFICER


Ramasubramonia Iyer S. FCA
(PARTNER)
M.NO. 203675

Place: Tiruvandrum
Date: 15.07.2016

FORM OF FINANCIAL STATEMENTS (NON-PROFIT ORGANISATIONS)
Name of Entity - RAJIV GANDHI CENTRE FOR BIOTECHNOLOGY, THIRUVANANTHAPURAM

SCHEDULES FORMING PART OF BALANCE SHEET AS AT 31.03.2016

	(Amount - Rs.)	
	Current Year	Previous Year
SCHEDULE 9 - INVESTMENTS FROM EARNMARKED/ ENDOWMENT FUNDS		
1. In Government Securities		
2. Other approved Securities		
3. Shares		
4. Debentures and Bonds		
5. Subsidiaries and Joint Ventures		
6. Others (to be specified)		
TOTAL	NIL	NIL

Vide our report of even date
For JVR & Associates
Chartered Accountants
FRN . 011121S



M. BABU
FINANCE OFFICER



S. MOHANAN NAIR
CHIEF GENERAL MANAGER



Prof. M RADHAKRISHNA PILLAI
FRCP^{ath}, PhD, FASc, FNASc
DIRECTOR



Ramasubramonia Iyer S. FCA
(PARTNER)
M.NO. 203675

Place: Trivandrum
Date: 15.07.2016

Name of Entity - RAJIV GANDHI CENTRE FOR BIOTECHNOLOGY, THIRUVANANTHAPURAM

SCHEDULES FORMING PART OF BALANCE SHEET AS AT 31.03.2016

SCHEDULE 10 - INVESTMENTS OTHERS	(Amount - Rs.)	
	Current Year	Previous Year
1. In Government Securities		
2. Other approved Securities		
3. Shares		
4. Debentures and Bonds		
5. Subsidiaries and Joint Ventures		
6. Others		
TOTAL	NIL	NIL



M. BABU
FINANCE OFFICER



S. MOHANAN NAIR
CHIEF GENERAL MANAGER



Prof. M RADHAKRISHNA PILLAI
FRCP^{ath}, PhD, FASc, FNAsc
DIRECTOR

Vide our report of even date
For JVR & Associates
Chartered Accountants
FRN . 011121S



Ramasubramonia Iyer S. FCA
(PARTNER)
M.NO. 203675

Place: Trivandrum
Date: 15.07.2016

SCHEDULES FORMING PART OF BALANCE SHEET AS AT 31.03.2016

SCHEDULE 11 - CURRENT ASSETS, LOANS, ADVANCES ETC	(Amount - Rs.)			
	Current Year		Previous Year	
	Sub. Sch.No		Sub. Sch.No	
A. CURRENT ASSETS:				
1. Inventories:				
a) Stores and Spares		728,503		292,512
b) Loose Tools				
c) Stock-in-trade				
Finished Goods				
Work-in-progress				
Raw Materials				
2. Sundry Debtors:				
a) Debts Outstanding for a period exceeding six months				
b) Others				
3. Cash balances in hand (including cheques/drafts and imprest)	4	78,322	4	23,646
4. <u>Bank Balances:</u>				
<u>Institute balance</u>				
a) With Scheduled Banks:				
-On Current Accounts	5		5	
-On Deposit Accounts (includes margin money)	5	87,913,914	5	118,555,082
-On Savings Accounts	5	59,014,980	5	45,112,901
b) With non-Scheduled Banks:				
-On Current Accounts				
-On Deposit Accounts				
-On Savings Accounts				
<u>Project Balance</u>				
a) With Scheduled Banks:				
-On Current Accounts				
-On Deposit Accounts (includes margin money)				
-On Savings Accounts	7	17,626,54 2	7	35,909,023
	5	27,703,206	5	15,108,137
b) With non-Scheduled Banks:				
-On Current Accounts				
-On Deposit Accounts				
-On Savings Accounts				
5. Post Office- Savings Accounts				
TOTAL (A)		193,065,467		215,001,301


SCHEDULES FORMING PART OF BALANCE SHEET AS AT 31.03.2016

SCHEDULE 11 (Contd.) - CURRENT ASSETS, LOANS, ADVANCES ETC	(Amount - Rs.)			
	Current Year		Previous Year	
	Sub. Sch.No		Sub. Sch.No	
B. LOANS, ADVANCES AND OTHER ASSETS				
1. Loans:				
a) Staff (Motor Car Advance)				
b) Other Entities engaged in activities /objectives similar to that of the Entity				
c) Other (specify)				
2. Advances and other amounts recoverable in cash or in kind or for value to be received:				
a) On Capital Account				
b) Prepayments	6	1,222,169	6	1,173,262
c) Others	7	254,426,911	7	234,436,520
3. Income Accrued:				
a) On Investments from Earmarked/ Endowment Funds				
b) On Investments-Others				
c) On Loans and Advances				
d) Others	8	5,102,325	8	7,784,498
(includes income due unrealized-Rs.....)				
4. <u>Claims Receivable</u>	9	1,289,697	9	898,645
TOTAL (B)		262,041,102		244,292,925
TOTAL (A+B)		455,106,569		459,294,226


M. BABU
FINANCE OFFICER


S. MOHANAN NAIR
CHIEF GENERAL MANAGER

Vide our report of even date
For JVR & Associates
Chartered Accountants
FRN . 011121S



Prof. M RADHAKRISHNA PILLAI
FRCPATH, PhD, FASc, FNAsc
DIRECTOR



Ramasubramonia Iyer S. FCA
(PARTNER)
M.NO. 203675

Place: Trivandrum
Date: 15.07.2016

STATEMENT OF UNSPENT BALANCE OF EXTERNALLY

SCHEDULE 27

SL. No.	PROJECT	OPENING BALANCE		GRANT RECEIVED	
		Rs.	Ps.	Rs.	Ps.
1	A-22 DISC		361,339		
2	A-27 DBT PHASE III		1,212,147		
3	A-62 KSC.TEC DR.E.V SONIYA		86,380		
4	A-83 DBT-IYBA- DR. TR SANTHOSH KUMAR		200		
5	A-89 KFD PHARMA DR. V V ASHA		35,777		
6	A-100 DBT DR. G S VINOD KUMAR		(147,517)		
7	A-103 DST DR. M RADHAKRISHNA PILLAI		159,390		
8	A-120 DBT(NANO) DR. G.S. VINOD KUMAR		42,862		
9	A-121 DBT DR. AJAY KUMAR		47,778		
10	A-123 DBT(COM BIO) DR.M. RADHAKRISHNA PILLAI		273,593		
11	A 125 IARC DR.MRP	(1,967,064)		6,366,133.00	
12	A 129 BRNS DR. PRIYA SRINIVAS		-		
13	A 133 KFD DR.V.V ASHA		-		
14	A136 SWBGC Dr. Sathish Mundayoor		3,950		
15	A138 ICMR Dr. Sreeja S		(126,469)		
16	A141 DBT (Colon) Dr. GS Vinod Kumar		54,512		
17	A142 WGDP Dr. Sreeja S		-		
18	A143 BRNS (SOS) Dr. Malini Laloraya		(25,448)		
19	A144 DST Dr. Anasuya Ray		-		
20	A145 Advaita Dr. M Radhakrishna Pillai		253,072		
21	A147 DBT (Raft) Dr. G Pradeep Kumar		(82,199)		
22	A149 DBT Dr. R V Omkumar		(470,770)		
23	A151Endosulphan Dr. George Thomas		-		
24	A152 Coir Board Dr. Sabu Thomas		453,784		
25	A153 KSCSTE Dr. Sara Jones		72,425		
26	A154 ICMR (Virology) Dr. M Radhakrishna Pillai		658,194		
27	A155 DBT Tessy T Malieckal		-		
28	A156 DBT Mayadevi		115,173		
29	A 157 VASCULAR RES INST - Dr. C.C. KARTHA		66,146		
30	A158 DBT (Mollsc) Dr. Sanil George		120,096		

FUNDED PROJECTS FOR THE YEAR ENDED 31-03-2016

INTEREST	AMOUNT REFUNDED		NET AMT RECEIVED		AMOUNT UTILISED				CLOSING BALANCE	
	Rs.	Ps.	Rs.	Ps.	Rs.	Ps.	Rs.	Ps.	Rs.	Ps.
23,458			384,797		10,000				374,797	
			1,212,147						1,212,147	
		86,380	-						-	
			200						200	
			35,777						35,777	
			(147,517)						(147,517)	
		159,390	-						-	
		42,862	-						-	
			47,778						47,778	
			273,593						273,593	
			4,399,069		6,168,378		199,745		(1,969,054)	
			-						-	
			-						-	
			3,950		3,950				-	
			(126,469)						(126,469)	
		54,512	-						-	
			-						-	
			(25,448)						(25,448)	
			-						-	
			253,072						253,072	
			(82,199)						(82,199)	
			(470,770)						(470,770)	
			-						-	
			453,784		257,055				196,729	
			72,425						72,425	
			658,194		6,244,995				(5,586,801)	
			-						-	
		115,173	-						-	
			66,146						66,146	
		120,096							-	

STATEMENT OF UNSPENT BALANCE OF EXTERNALLY
SCHEDULE 27 Contd...

SL. No.	PROJECT	OPENING BALANCE		GRANT RECEIVED	
		Rs.	Ps.	Rs.	Ps.
31	A159 BRNS Dr. G Pradeep Kumar		150,140		
32	A160 Mayo Dr. M. Radhakrishna Pillai		-		
33	A161 DST Dr. Tessy T Maliekal		3,983		
34	A162 CSIR Dr. Ruby John Anto		56,686		
35	A163 HPV-Ahead (IARC) Dr. M Radhakrishna Pillai		-		606,330
36	A164 CSIR Dr. E V Soniya		180,790		
37	A166 DBT (HCG) Dr. M Radhakrishna Pillai		102,520		
38	A167 KUHS Dr. C C Kartha		-		
39	A168 NISH Dr. Moinak Banerjee		136,141		
40	A170 DBT (RLF) Dr. Rashmi Mishra		(113,984)		1,594,000
41	A171 DBT (Web) Dr. M Radhakrishna Pillai		142,360		
42	A172 DCM Dr. R. Radhakrishnan		128,379		
43	A173 DRDO Dr. Sabu Thomas		-		
44	A174 DBT (RLF) Dr. K B Harikumar		(137,621)		1,610,000
45	A175 DST Dr. E V Soniya		249,438		
46	A176 DBT Dr. E Sreekumar		184,463		281,218
47	A177 DBT Dr. Debasree Dutta		408,224		
48	A178 KSCSTE Dr. Sanil George		(25,245)		325,992
49	A179 DST (Indo-Irlnd) Dr. K Santhosh Kumar		-		
50	A180 DST Dr. C C Kartha		(93,539)		1,200,000
51	A181 Welcome Trust Dr. Rakesh Laishram		235,751		7,006,830
52	A182 DBT Dr. Ajay Kumar		(308,968)		1,321,000
53	A183 DST SERB Dr. K B Harikumar		(47,399)		450,000
54	A184 OSDD (CSIR) Dr. R Ajay Kumar		22,892		359,200
55	A185 DBT Dr. Jackson James		(54,420)		1,276,000
56	A186 DBT (Stem) Dr. Rashmi Mishra		(292,859)		2,326,500
57	A187 KSCSTE Dr. Priya Srinivas		(139,993)		1,095,879
58	A188 DST Dr. Jackson James		(316)		800,000
59	A189 RFRVD Trust		1,193,422		300,000

FUNDED PROJECTS FOR THE YEAR ENDED 31-03-2016

INTEREST	AMOUNT REFUNDED		NET AMT RECEIVED		AMOUNT UTILISED				CLOSING BALANCE	
	Rs.	Ps.	Rs.	Ps.	Rs.	Ps.	Rs.	Ps.	Rs.	Ps.
				150,140		149,934				206
				-						-
		3,983		-						-
				56,686		35,686		21,000		-
				606,330		606,330				-
				180,790						180,790
				102,520						102,520
				-						-
				136,141		136,141				-
7,892				1,487,908		1,591,210				(103,302)
				142,360		216,960				(74,600)
				128,379						128,379
				-						-
1,825				1,474,204		1,537,005				(62,801)
				249,438		230,723		18,715		-
2,446		136,889		331,238		331,238				-
2,924		109,962		301,186		281,116		20,070		-
				300,747		300,747				-
				-						-
				1,106,461		964,552				141,909
287,614				7,530,195		3,415,728		2,065,793		2,048,674
708				1,012,740		690,578				322,162
				402,601		402,601				-
				382,092		228,674				153,418
8,054				1,229,634		1,212,358		15,800		1,476
6,645				2,040,286		1,746,051				294,235
				955,886		758,922				196,964
				799,684		772,807				26,877
				1,493,422		523,056				970,366

STATEMENT OF UNSPENT BALANCE OF EXTERNALLY
SCHEDULE 27 Contd...

SL. No.	PROJECT	OPENING BALANCE		GRANT RECEIVED	
		Rs.	Ps.	Rs.	Ps.
60	A190 STEC Dr. Sreeja S		6,871		386,517
61	A191 DST Dr. Satish Tammanna		725,014		
62	A192 DE & CC Dr. Harikrishnan K		(73,456)		277,427
63	A193 DST Dr. Debasree Dutta		(98,058)		700,000
64	A194CSIR Dr. Debasree Dutta		-		672,800
65	A195 DBT(Col) Dr. S Asha Nair		1,329,683		1,716,393
66	A196 DST Dr. Asha Nair		414,338		500,000
67	A197 DST Dr. Vipin Mohan Dan		252,499		1,100,000
68	A198 DBT(Drive)Dr. M Radhakrishna Pillai		93,485		123,000
69	A200 DST Dr. Ruby John Anto		28,400		900,000
70	A201 CSIR Dr. S Asha Nair		205,489		250,890
71	A202 DBT(KAU)Dr. George Thomas		117,611		382,540
72	A203 IYBA Dr. Rakesh S Laishram		258,184		711,000
73	A205 DBT Dr. T.R. Santhosh Kumar		90,713		354,800
74	A206 SCTIMST(Dys)Dr. Moinak Banerjee		32,654		
75	A207 DBT(Brain)Dr. Rashmi Mishra		(66,997)		1,055,000
76	A208 DST Dr. G Pradeep Kumar		(403,205)		1,200,000
77	A209 DST Dr. Arumugam Rajavelu		(135,691)		3,032,799
78	A210 SCTIMST(MD)Dr. Moinak Banerjee		-		
79	A211 DBT (RLF)Dr. John Bemmet Johnson		1,096,642		
80	A212 STEC Dr. Harikrishnan K		24,701		658,703
81	A213 CSIR Dr. G. Pradeep Kumar		(137,515)		1,484,085
82	A214 STEC Dr. Sivarama Krishnan		(76,927)		1,105,697
83	A215 STEC Dr. Reshmi G		13,084		189,455
84	A216 STEC Dr. Jackson james		37,290		402,394
85	A217 KSCSTE Dr. Divya V Nair		264,167		
86	A218 DBT(H1N1)Dr.M.Radhakrishna Pillai		3,857,884		3,243,146
87	A219 KSCSTE Dr. Sathish Mundayoor		928,835		552,958
88	A220 BRNS Dr. Priya Srinivas		3,414		655,913

FUNDED PROJECTS FOR THE YEAR ENDED 31-03-2016

INTEREST	AMOUNT REFUNDED		NET AMT RECEIVED		AMOUNT UTILISED				CLOSING BALANCE	
	Rs.	Ps.	Rs.	Ps.	Rs.	Ps.	Rs.	Ps.	Rs.	Ps.
				393,388		186,910				206,478
		725,014		-						-
				203,971		306,706				(102,735)
				601,942		784,922				(182,980)
				672,800		539,474				133,326
7,632				3,053,708		1,065,266				1,988,442
				914,338		201,141				713,197
				1,352,499		1,039,395				313,104
				216,485		424,705				(208,220)
				928,400		928,400				-
				456,379		194,920				261,459
1,030				501,181		460,985				40,196
3,083				972,267		869,944				102,323
367				445,880		950,173				(504,293)
				32,654		32,654				-
9,302				997,305		1,065,539				(68,234)
				796,795		957,099				(160,304)
				2,897,108		1,344,024		86,763		1,466,321
				-						-
7,630				1,104,272		2,072,651				(968,379)
				683,404		686,070				(2,666)
				1,346,570		1,177,179		172,502		(3,111)
				1,028,770		528,262				500,508
				202,539		246,168				(43,629)
				439,684		439,684				-
		264,167		-						-
				7,101,030		3,034,236		3,322,144		744,650
				1,481,793		624,042		459,469		398,282
383				659,710		624,160		16,365		19,185

STATEMENT OF UNSPENT BALANCE OF EXTERNALLY
SCHEDULE 27 Contd...

SL. No.	PROJECT	OPENING BALANCE		GRANT RECEIVED	
		Rs.	Ps.	Rs.	Ps.
89	A221 SRIBS		4,000,000		
90	A222 DST Dr. Sumi S		462,434		
91	A224 DST Dr. Mahesh S Krishna		255,285	800,000	
92	A225 DBT (Pan) Dr. KB Harikumar		715,439		
93	A226 KSCSTE Dr. Shyla G		315,968	1,606,587	
94	A227 BRNS (STAT 5b) Dr. Malini Laloraya		1,310,183		
95	A228 CSIR Dr. George Thomas		52,064	620,736	
96	A229 ICMR Dr.Rubi John Anto		(39,607)	637,916	
97	A230 DBT (Pep) Dr. EV Soniya		2,195,000		
98	A231 DST Dr.Abitha Murali			770,000	
99	A232 ICMR Dr. Surya Ramachandran			2,371,392	
100	A233 ICMR Dr.Priya Srinivas			743,400	
101	A234 DBT (WG) Dr. E. V Sreekumar			1,735,000	
102	A236 DST Dr. Radhika Nair			1,780,000	
103	A237 DST Dr.Nisha Joy			1,110,000	
104	A238 DBT (IYBA) Dr. Arumugam Rajavelu			2,060,000	
105	A239 DBT Dr. Reshmi G			1,950,000	
106	A240 DBT (RLF) Dr. Sona Rajakumari			2,110,000	
107	A241 DST Dr. Malini Laloraya			1,900,000	
108	A242 ICMR Dr. Vinitha Richard			564,500	
109	A243 DST Dr. Saraswathi Nayar			1,900,000	
110	A244 KSCSTE Dr. E V Soniya			1,216,160	
111	A245 DST Dr.Rajesh Raju			950,000	
112	A246 DST Dr. Tessy T Maliekal			2,026,579	
113	A247 DAH Iype Joseph			350,000	
114	A248 DST Dr. Sona Rajakumari			2,231,658	
115	A249 DST Dr. Arumugam Rajavelu			1,964,092	
116	A250 DST Dr. Radhakrishnan R			4,762,200	
117	DBT NETWORK PROGRAM - SWINE FEVER		358,266		

FUNDED PROJECTS FOR THE YEAR ENDED 31-03-2016

INTEREST	AMOUNT REFUNDED		NET AMT RECEIVED		AMOUNT UTILISED				CLOSING BALANCE	
	Rs.	Ps.	Rs.	Ps.	Rs.	Ps.	Rs.	Ps.	Rs.	Ps.
			4,000,000						4,000,000	
			462,434		562,518				(100,084)	
			1,055,285		1,051,958				3,327	
2,476			717,915		1,210,517		52,612		(545,214)	
			1,922,555		762,977		11,000		1,148,578	
9,382			1,319,565		1,262,782		119,384		(62,601)	
			672,800		672,800				-	
			598,309		644,590				(46,281)	
35,560			2,230,560		814,559		917,613		498,388	
			770,000		660,556		49,989		59,455	
			2,371,392		1,556,496		762,427		52,469	
			743,400		781,287				(37,887)	
14,232			1,749,232		1,172,433		661,412		(84,613)	
			1,780,000		1,386,031		22,951		371,018	
			1,110,000		568,274				541,726	
16,321			2,076,321		861,596		961,040		253,685	
			1,950,000		552,199				1,397,801	
13,431			2,123,431		1,526,303		14,750		582,378	
			1,900,000		1,314,577		401,275		184,148	
			564,500		281,018				283,482	
			1,900,000		622,203		14,600		1,263,197	
			1,216,160		97,376		414,332		704,452	
			950,000		313,396		163,800		472,804	
			2,026,579		105,130				1,921,449	
			350,000						350,000	
			2,231,658		115,925				2,115,733	
			1,964,092		100,000				1,864,092	
			4,762,200						4,762,200	
			358,266						358,266	

STATEMENT OF UNSPENT BALANCE OF EXTERNALLY
SCHEDULE 27 Contd...

SL. No.	PROJECT	OPENING BALANCE		GRANT RECEIVED	
		Rs.	Ps.	Rs.	Ps.
118	DBT Smreti Vasudevan		-		
119	DBT Diana David		-		
120	DBT JRF Krishna Radhika		310		
121	DBT Swathy B		7,440	200,097	
122	DBT Dr. Shantibala		107		
123	DST Aneesh C		119,707		
124	DST Aiswarya G		129,464		
125	DST Akhilandeswarre		71,474		
126	DST Rachy Abraham		379,828		
127	DST Meenakshi Saika		137,560	285,640	
128	DST Sneha Singh		90,907	332,293	
129	DST Meenu Vasudevan		25,189	411,166	
130	DST Lalitha S		(87,805)	509,600	
131	DST Sudheesh A P		235	434,000	
132	DST Sajith R		(86,322)	300,800	
133	DST Lakshmi N		(48,000)	380,000	
134	DST Mrunal Wanjale		(27,600)	744,900	
135	DST Betsy Susan Johnson		(12,774)	380,000	
136	DST Devika Das J		(12,774)	380,000	
137	DST Reena Sarah Jacob		(12,774)	380,000	
138	DST Sowmya Gunasekaran		(12,774)	380,000	
139	DST Arathi Rajan		(12,774)	380,000	
140	DST Aswathi U		(12,774)	380,000	
141	DST Irfan khan P		(12,774)	380,000	
142	DST Akhil Raj P				
143	DST Smitha AS				
144	DST Gaikwad Sujata Prakash				
145	DBT K P Srinivas		326,586	284,400	
146	DBT Mathew John		22,917		

FUNDED PROJECTS FOR THE YEAR ENDED 31-03-2016

INTEREST	AMOUNT REFUNDED		NET AMT RECEIVED		AMOUNT UTILISED				CLOSING BALANCE	
	Rs.	Ps.	Rs.	Ps.	Rs.	Ps.	Rs.	Ps.	Rs.	Ps.
				-						-
				310						310
				207,537		227,617				(20,080)
				107						107
				119,707		222,959				(103,252)
				129,464		236,122				(106,658)
				71,474		259,200				(187,726)
				379,828		206,422				173,406
				423,200		423,876				(676)
				423,200		440,096				(16,896)
				436,355		436,872				(517)
				421,795		237,406				184,389
				434,235		54,064				380,171
				214,478		365,614				(151,136)
				332,000		437,350				(105,350)
				717,300		457,985				259,315
				367,226		264,226				103,000
				367,226		305,106				62,120
				367,226		345,300				21,926
				367,226		352,944				14,282
				367,226		264,242				102,984
				367,226		273,121				94,105
				367,226		264,226				103,000
						54,000				(54,000)
						21,677				(21,677)
						51,677				(51,677)
		6,392		604,594		604,594				-
		22,917		-						-

STATEMENT OF UNSPENT BALANCE OF EXTERNALLY
SCHEDULE 27 Contd...


SL. No.	PROJECT	OPENING BALANCE		GRANT RECEIVED	
		Rs.	Ps.	Rs.	Ps.
147	DBT Divya K		(223,953)		325,200
148	DBT Sneha Shreekant		(48,767)		325,200
149	DBT Aneesh Kumar		28,577		384,000
150	DBT Syed Khaja Mohieddin		5,206		384,000
151	DBT Tapas Pradhan		(11,901)		384,000
152	DBT Shafeeque C M		1,775		454,800
153	DBT Sudheesh AP				29,355
154	DBT Deepak Chouhan				
155	DBT Sindhura K P				
156	DBT Sethu Lakshmi				263,145
157	DBT Dr. Sushma Padmaja				568,400
158	ICMR SRF AMBIKA CHANDRASEKHAR		(48,448)		
159	ICMR JRF JISHA.		(49,471)		
160	ICMR PRAVEEN.K.S		(50,359)		
161	ICMR PRASANTH NARAYAN		(1,066)		
162	ICMR SRF PRASANTH NARAYAN				333,687
163	ICMR ANNAPOORNA		(1,700)		
164	ICMR BINIL RAJ SS		13,797		
165	ICMR SREELATHA K H		(130,193)		211,600
166	ICMR DEIVENDRAN		62,068		283,600
167	ICMR ANUPRIYA M G		42,091		389,400
168	ICMR DIVYA M P		16,691		
169	ICMR Krupa Ann Mathew		127,266		177,800
170	ICMR Lekshmi R Nath		-		
171	ICMR Mithun Varghese		(283)		
172	ICMR Anil Kumar T R		(48,000)		
173	ICMR Divya T S		1,954		35,266
174	ICMR Devi A N		(183,751)		262,933
175	ICMR Asha Lekshmi		(22,596)		515,963
176	ICMR Retna Kumar RJ		(31,893)		515,963

FUNDED PROJECTS FOR THE YEAR ENDED 31-03-2016

INTEREST	AMOUNT REFUNDED		NET AMT RECEIVED		AMOUNT UTILISED				CLOSING BALANCE	
	Rs.	Ps.	Rs.	Ps.	Rs.	Ps.	Rs.	Ps.	Rs.	Ps.
				101,247		445,269				(344,022)
	276,433			-						-
				412,577		395,954				16,623
				389,208		385,438				3,770
				372,099		359,069				13,030
				456,575		453,030				3,545
				29,355		401,524				(372,169)
				-		51,484				(51,484)
				-		50,903				(50,903)
				263,145		252,624				10,521
				568,400		437,828				130,572
				(48,448)						(48,448)
				(49,471)						(49,471)
				(50,359)						(50,359)
				(1,066)						(1,066)
				333,687		637,138				(303,451)
				(1,700)						(1,700)
				13,797		9,965				3,832
				81,407		166,070				(84,663)
				345,668		408,546				(62,878)
				431,491		440,591				(9,100)
				16,691						16,691
				305,066		302,400				2,666
				-						-
				(283)						(283)
				(48,000)						(48,000)
				37,220		33,602				3,618
				79,182		77,533				1,649
				493,367		490,222				3,145
				484,070		491,794				(7,724)

STATEMENT OF UNSPENT BALANCE OF EXTERNALLY
SCHEDULE 27 Contd...

SL. No.	PROJECT	OPENING BALANCE		GRANT RECEIVED	
		Rs.	Ps.	Rs.	Ps.
177	ICMR Mohan Shankar G		20,228		234,572
178	ICMR Chandraprabha MG		(40,188)		
179	ICMR Sabira Mohammed		(124,691)		620,400
180	ICMR Renjini A P		(46,744)		
181	ICMR Bijesh George				211,600
182	KSCSTE Reshmy V		41,924		126,476
183	KSCSTE Vineeth Kumar T V		(97,949)		257,600
184	KSCSTE Lesly Augustine		48,065		
185	KSCSTE Chinumol V S		(58,258)		
186	STEC Karthika S		34,983		257,600
187	STEC Abitha Murali		(111,691)		
188	ICMR Reshma R S		(122,600)		
189	ICMR Nimmy Francis		3,270		
190	KSCSTE Mantosh Kumar		(25,746)		229,893
191	KSCSTE Pratibha Narayanan				
192	KSCSTE Umerali K				
193	KSCSTE Anju Krishnan				
194	C S I R		(1,199,955)		
195	UGC		(4,359,864)		
196	DST PROF. SATHISH		(609,123)		
197	HLL		882,355		
	TOTAL		16,245,978		99,060,168



M. BABU
FINANCE OFFICER

Place: Trivandrum
Date: 15.07.2016



S. MOHANAN NAIR
CHIEF GENERAL MANAGER

FUNDED PROJECTS FOR THE YEAR ENDED 31-03-2016

INTEREST	AMOUNT REFUNDED		NET AMT RECEIVED		AMOUNT UTILISED				CLOSING BALANCE	
	Rs.	Ps.	Rs.	Ps.	Rs.	Ps.	Rs.	Ps.	Rs.	Ps.
				254,800		462,904				(208,104)
				(40,188)		139,850				(180,038)
				495,709		485,003				10,706
				(46,744)		4,929				(51,673)
				211,600		173,885				37,715
				168,400		168,400				-
				159,651		74,111				85,540
				48,065		238,922				(190,857)
				(58,258)						(58,258)
				292,583		242,066				50,517
				(111,691)		1,685				(113,376)
				(122,600)		6,407				(129,007)
				3,270		237,521				(234,251)
				204,147		230,816				(26,669)
				-		51,677				(51,677)
				-		51,677				(51,677)
				-		51,677				(51,677)
				(1,199,955)		8,589,512		6,100		(9,795,567)
				(4,359,864)		3,355,598				(7,715,462)
				(609,123)						(609,123)
				882,355						882,355
462,395		2,124,170		113,644,371		96,263,325		10,971,651		6,409,395



Prof. M RADHAKRISHNA PILLAI
FRCPATH, PhD, FASc, FNAsc
DIRECTOR

Vide our report of even date
For JVR & Associates
Chartered Accountants
FRN . 011121S



Ramasubramonia Iyer S. FCA
(PARTNER)
M.NO. 203675

SUB SCHEDULES FORMING PART OF BALANCE SHEET AS AT 31.03.2016

SUB SCH NO.	PARTICULARS	(Amount-Rs)	
		Current Year	Previous Year
	CURRENT LIABILITIES AND PROVISIONS		
1	Sundry Creditors for expenses		
	Electricity Charges Payable	2,250,899	2,088,206
	CPF	2,396,029	2,048,612
	Consultancy Charges Payable	2,567,228	1,424,448
	Office Expenses Payable	-	2,130
	Operation & Maint. (Electrical) Payable	520,480	17,661
	Pest Control Payable	28,688	24,990
	Postage Payable	18,028	27,304
	Repairs & Maintenance (Garden) Payable	45,000	44,100
	Repairs & Maintenance payable	49,460	-
	Salary Payable	7,696,102	7,431,897
	Telephone Charges Payable	59,700	70,897
	Wages to Cleaning Staff Payable	618,121	191,908
	Wages to Security Staff Payable	414,948	325,384
	Wages to Nursing Staff Payable	5,000	4,000
	Maintenance of website and internet charges payable	80,526	
	Medical consultancy charges payable	95,917	
	General PF A/c	28,553,587	26,642,414
	Hostel Caution Deposit	385,085	335,211
	Hostel Caution Deposit (DST Laloraya)	1,500	1,500
	Recovery CHSS	2,133,260	15,98,660
	Work Contract Tax Payable		908,78
	Water Charges Payable	130,268	143,525
	LIC Payable	133,831	272,844
	Recoveries		1,025,333
	Recoveries Canara Bank	10,000	-
	Recoveries HDFC	40,174	-
	Recoveries UB Karamana	170,600	-
	Recoveries UB Statue	120,430	-
	SMF	2,000	-
	Cooperative recovery	7,000	-
	Employee Pension Contribution Payable	367,308	594,243
	Employer Contribution Payable	758,029	1,371,569
	Premises Upkeeping Charges Payable	-	1,960
	D A Payable		515,961
	G P F Payable	333,800	333,100
	Vehicle Hiring Charges Payable	85,764	63,276
	Overtime Allowance Payable	4,826	5,594
	Honorarium Payable	23,000	21,000

SUB SCHEDULES FORMING PART OF BALANCE SHEET AS AT 31.03.2016

SUB SCH NO.	PARTICULARS	(Amount-Rs)	
		Current Year	Previous Year
	Corpus Fund Motor Car	-	65,271
	Recovery Medical for contract employees	206,726	12,888
	CHSS recovery	134,377	-
	PLI Payable	71,140	
	Consumables Payable	247,760	445,317
	Contingency Payable	11,568	
	Departmental Assistance- U G C Payable	123,000	123,000
	Fellowship payable	2,269,220	284,352
	Hostel Rent	-	-
	Living Allowance & contingency allowance Payable	50,000	50,000
	Manpower payable	1,845,562	2,427,005
	Meeting Miscellaneous Fund	284,889	165,264
	Contingency Payable	-	24,659
	Travel Grant	251,168	359,572
	Meeting & Semiinar Expense Payable	248,278	74,516
	OTHER ADMINISTRATIVE EXPENSES		
5.	Accommodation	9,980	283,253
	Amc for instrument	910,064	909,099
	Bank Charge	97,624	128,909
	Cleaning Materials	184,032	188,059
	Labour Charge	427,887	53,198
	Clearing charges	360,000	
	Miscellaneous Expense	15,023	12,566
	Premises Upkeeping	729,814	725,262
	NPS Service Charge		2,130
	Office Expenses	3,284,003	3,012,022
	Electrical Spares & Consumables	4,808,250	3,471,782
	Instru. Repairs & Maintenance	607,308	655,327
	Library Contingency	48,420	532,362
	Maintenance of Website	868,309	412,246
	Refreshment Expenses	23,837	9,190
	Pest Control	335,065	318,792
	Fuel Charges	1,280,128	1,538,449
	Internet Connection Charge	576,342	674,160
	Water Supply and Sanitation	982,715	
	Other Expenses	186,854	224,874

SUB SCHEDULES FORMING PART OF BALANCE SHEET AS AT 31.03.2016

SUB SCH NO.	PARTICULARS	(Amount-Rs)	
		Current Year	Previous Year
	RESEARCH & LAB EXPENSES		
	Honorarium	503,400	636,761
	Lab Consumables	39,438,754	60,834,415
	Other Research Expenses	4,766,233	6,473,405
		60,444,042	81,096,261
6	Vehicles Running and Maintenance		
	Vehicles Insurance & Road Tax	205,501	154,576
	Maintenance of Vehicles	240,236	290,076
	Vehicle Hiring Charges	1,310,251	738,517
		1,755,988	1,183,169
	EMD & Caution Deposit		
	Retention Amount Mr.Prasannakumar	20,718	20,718
	Retention Amount Mr.Raveendran	2,400	2,400
	Retention Amount M/s.Carmel Builders	-	871,373
	Retention Amount M/s.KKL	205,515	205,515
	Retention Amount M/s.Quilon	2,349	706,976
	Retention Money Iyer & Mahesh	45,694	45,694
	Retention Money Serve & Sure	65,538	65,538
	Retention M/s.Kailas Engg Works	22,506	22,506
	Retention M/s.Max Cool Systems		3,3273
	Retention M/s.Prism Engineering Services	20,438	20,438
	Retention Amount Mr.Sivankutty Nair	3,536	3,536
	Retention M/s Rajendran Nair	-	-
	Retention M/s.Thyssenkrupp Elevators	135,340	135,340
	Retention Mr.Deepu S	27,266	27,266
	Retention M/s GEFAB Façade	-	71,448
	Retention M/s Sintex Industries	68,721	68,721
	Retention M/s Steel Case	261,008	469,796
	Retention M/s Helsa Electricals	1,271,390	821,009
	Retention M/s NuAire systems	12,285	12,285
	Retention M/s Solar Design		234,533
	Security Deposit Carmel Builders		601,000
	Security Deposit Joy Catering	10,000	10,000
	Security Deposit M/s Bright Electricals	6,800	6,800

RAJIV GANDHI CENTRE FOR BIOTECHNOLOGY, THIRUVANANTHAPURAM

SUB SCHEDULES FORMING PART OF BALANCE SHEET AS AT 31.03.2016

SUB SCH NO.	PARTICULARS	(Amount-Rs)	
		Current Year	Previous Year
	Security Deposit M/s KKL	157,500	157,500
	Security Deposit (M/s.Sintex Industries)	61,437	81,700
	Security Deposit (M/s.Thyssenkrupp Elevator)	100,000	100,000
	Security Deposit M/s.Waters(l)(P) Ltd		800,000
	Security Deposit Quilon Consulting Engineers	-	-
	Security Deposit Vishwakumar M	37	37
	Security Depoist [M/s. Agilent Technologies India(P)]	60,000	60,000
	Security Deposit M/s Steelcase,Mumbai	-	631,879
	Security Depost M/s Biorad Laboratories	410,000	410,000
	Security Depoist Mr. Aji P	-	-
	Security Depoist Mr. M Vijayan	-	-
	Security Depoist M/s GEFAB Facade	-	35,724
	Security Depoist M/s Instyle Decorators	51,120	59,572
	Security Deposit Mr. Arun kumar S	147,710	76,600
	Security Depost Mr. Raj R. Michael	44,350	44,350
	Security deposit Mr. Sathikumar	201	201
	Security Deposit Mr. S Sreekumar	1,793	1,793
	Security Deposit M/s K. J. Traders	17,626	17,626
	Security Deposit M/s M & A Technologies	52,830	36,332
	Security Deposit M/s Nu Aire Systems	8,400	8,400
	Security Deposit M/s Solar Designs	53,000	53,000
	Security Deposit Mr. Raveendran	11,750	11,750
	Security Deposit M/s Magesh Binding works	4,714	4,714
	Security Deposit M/s Nandhi Builders	43,967	-
	Security Deposit M/s Smeeraj	13,323	-
	EMD M/s Beckman Coulter	-	1,100,000
	EMD M/s. Becton Dickinson	-	400,000
	EMD-M/S Invitrogen	770,000	770,000
	EMD M/s Deepu S	18,220	18,220
	EMD M/s Citizen industries	388,000	388,000
	EMD M/s Solar Designs	147,060	147,060
	EMD M/s Steel Case	-	388,000
	EMD M/s Sterling & Wilson Ltd	50,000	50,000
	EMD Mr. Arun kumar S	23,620	21,670
	EMD Mr.Raj.R.Machel	20,800	20,800
	EMD Mr. Sivankutty Nair	26,000	26,000
	EMD Mr. Smeeraj	18,300	18,300
	EMD M/s ASK Enterprises	21,670	21,670

SUB SCHEDULES FORMING PART OF BALANCE SHEET AS AT 31.03.2016

SUB SCH NO.	PARTICULARS	(Amount - Rs)	
		Current Year	Previous Year
	EMD M/s. Avantika Interior Systems	-	21,670
	EMD - M/s Engineering Projects (India Ltd)	2,000,000	2,000,000
	EMD M/s G.S Electrics	45,500	45,500
	EMD - M/s.Instyle Decorators & Distributors	34,900	40,650
	EMD-M/s. M A & Technologies	18,750	18,750
	EMD M/s M. G. Elecricals	4,500	4,500
	EMD M/s Nuaire Sytems	8,400	8,400
	EMD M/s Quilon consultancy	850	850
	EMD M/s Technocrats apliance	13,840	13,840
	EMD Binu kumar B R	1,950	-
	EMD Mr. S Babu	1,950	
	P G Solar Designs	-	692,604
	Retained from Carmel builders	-	305,260
	Performance Guarantee - Mr. Deepu S	45,486	
		62,931,334	64,319,536
2	Statutory Liabilities - others		
	<u>TDS Payable</u>		1,366,387
	TDS Contractors	32,160	
	TDS Professionals	25,622	
	TDS on Salary	654,000	
	Labour Welfare Fund	12,391	28,634
	VAT	-	-
	WCT	96,858	-
	Sales tax payable	1,132	
	TCS Payable	4,215	
	Prime Ministers Relief Fund	8,000	8,000
	IT	2,500	98,620
	Service Tax Payable	413	76,287
	SHEC Payable	3	1,488
	E C (Service Tax) Payable	226	3,197
		837,520	1,582,613
3	Other Current Liabilities		
	Project Fund	3,745,410	3,745,410
	Nitric oxide conference fund - Dr. Priya Srinivas	150,000	-
	Pilot Project	13,135,690	
	Travelling Charges Payable	18,700	64,024
	Statutory Audit Fee Payable	86,250	85,500
	Pension Fund	185,255,925	163,929,939
	Processing Fee	70,000	70,000
	Grant Received for Task Force	200,000	-
		202,661,975	167,894,873

SUB SCHEDULES FORMING PART OF BALANCE SHEET AS AT 31.03.2016

SUB SCH NO.	PARTICULARS	(Amount - Rs)	
		Current Year	Previous Year
	CURRENT ASSETS, LOANS AND ADVANCES		
4	Cash Balance		
	Institute Balance	20,382	21,934
	Project Balance	57,940	1,712
		78,322	23,646
5	Bank Balances		
	<u>Institute Balance</u>		
	Flexi 1155 Canara	696,656	1,256,350
	Flexi (UBI) Karamana	3,022,557	3,791,548
	GPF A/c 1273	28,514,003	25,980,449
	Pension Fund A/c 1274	1,206,665	49,145
	SB161 (Canara)	10,819,285	9,728,024
	SBT CA No. 67083908961	12,965	7,580
	SBT Vazhuthacaud	4,114,418	2,008,793
	UBI (SB)	7,782,894	5,000
	CPF A/c No.2892105001280	2,845,537	2,286,012
	Fixed Deposit Sb 161	76,624,075	91,382,698
	Fixed Deposit SBT		27,172,384
	L/C Margin Money	11,289,839	-
	<u>Project Balance</u>		
	SB 1592	723,222	704,058
	SB 163	7,694,848	6,538,796
	SB 231	601,683	588,225
	SB 327	1,913,345	593,195
	SB 329	584,308	2,278,182
	SBT	575,288	300,654
	UBI Flexi - 72	4,476,549	4,105,027
	UBI Flexi - 73	11,133,963	
		174,632,100	178,776,120


FORM OF FINANCIAL STATEMENTS (NON-PROFIT ORGANISATIONS)
Name of Entity - RAJIV GANDHI CENTRE FOR BIOTECHNOLOGY, THIRUVANANTHAPURAM
SUB SCHEDULES FORMING PART OF BALANCE SHEET AS AT 31.03.2016

SUB SCH NO.	PARTICULARS	(Amount - Rs)	
		Current Year	Previous Year
6	Prepayments		
	Prepaid AMC for Instruments	116,888	129,465
	Prepaid Fire Insurance	56,532	55,871
	Prepaid Internet Charges	432,373	674,160
	Prepaid Journals	8,287	60,962
	Prepaid Vehicle Insurance & Road Tax	238,321	252,804
	Prepaid Medical Insurance	360,782	
	Prepaid Membership Fee	8,986	
		1,222,169	1,173,262
7.	Advances-Others		
	Deposits		
	KSEB Deposit	3,567,316	3,022,367
	KINFRA Deposit	2,678,352	2,678,352
	Gas Connection Deposit	27,350	25,500
	LPG Deposit Canteen	6,736	6,736
	M/s Centre for Dept. Studies	1,000	1,000
	Security Deposit (Electrification)	1,389,833	1,389,833
	Security Deposit M/s BSNL	15,000	5,000
	Telephone Deposit	38,060	38,060
	Work Deposit for Electrification	245,361	245,361
	Festival Advance	56,712	35,862
	Pension Account with LIC	241,788,961	221,688,961
	Secured Advance to M/s Quilon Consulting Engineers	-	801,000
	General PF A/c	669,144	669,144
	A/c with computation Biology	20	20
	Bank Guarantee-KINFRA	2,691,360	2,691,360
	Bank Guarantee KSEB	19,106	4,255
	Rent Deposit	25,000	25,000
	Advance Receivable	100,000	436,809

FORM OF FINANCIAL STATEMENTS (NON-PROFIT ORGANISATIONS)
Name of Entity - RAJIV GANDHI CENTRE FOR BIOTECHNOLOGY, THIRUVANANTHAPURAM
SUB SCHEDULES FORMING PART OF BALANCE SHEET AS AT 31.03.2016


SUB SCH NO.	PARTICULARS	(Amount - Rs)	
		Current Year	Previous Year
	Project		
	DNA Test Fee Receivable	216,000	125,000
	LMMD Test Fee Receivable	891,600	546,900
	Temporary Advance		
	Sreeja P S	-	2,000
	Deposits		
	Fixed Deposit 163	17,626,542	34,666,977
	Fixed Deposit 327		1,240,046
	LC - FD		
		272,053,453	270,345,543
8	Interest Accrued		
	Interest Accrued on CB	4,342,703	5,547,697
	Interest accrued SBT	84,261	550,983
	Interest Accrued - Project	675,361	1,685,818
		5,102,325	7,784,498
9	Claims Receivable		
	Permanent Advance		
	Permanent Advance Jeevan Chacko	10,000	10,000
	Permanent advance R. Jayachandran Nair	10,000	10,000
	Permanent Advance Shaj Upendran	10,000	10,000
	Permanent Advance P. Prabhakaran Nair	10,000	10,000
	Rent From Bank Receivable	1,840	3,680
	Tax Deducted at Source	885,327	588,483
	Other Receivable	530	266,482
	Temporary advance Dr. George Thomas	135,000	-
	Temporary Advance Dr. Moinak Banerjee	190,000	-
	Temporary advance Mr. R Kumar	27,000	-
	Temporary Advance Mr. Mohanan Nair	10,000	-
		1,289,697	898,645


M. BABU
FINANCE OFFICER


Prof. M RADHAKRISHNA PILLAI
FRCPATH, PhD, FASc, FNASc
DIRECTOR


S. MOHANAN NAIR
CHIEF GENERAL MANAGER

Vide our report of even date
For JVR & Associates
Chartered Accountants
FRN . 011121S


Ramasubramonia Iyer S. FCA
(PARTNER)
M.NO. 203675

Place: Trivandrum
Date: 15.07.2016

**SCHEDULES FORMING PART OF INCOME AND EXPENDITURE ACCOUNT
FOR THE PERIOD/YEAR ENDED 31.03.2016**

SCHEDULE 12-INCOME FROM SALES/SERVICE	(Amount - Rs)			
	Current Year		Previous Year	
1) <u>Income from sales</u> a) Sale of Finished Goods b) Sale of Raw Material c) Sale of Scraps 2) <u>Income from Services</u> a) Labour and Processing Charges b) Professional/Consultancy Service c) Agency Commission and Brokerage d) Maintenance Services (Equipment/Property) e) Others (Specify)				
TOTAL	NIL		NIL	


M. BABU
FINANCE OFFICER


S. MOHANAN NAIR
CHIEF GENERAL MANAGER

Vide our report of even date
For JVR & Associates
Chartered Accountants
FRN . 011121S



Prof. M RADHAKRISHNA PILLAI
FRCPATH, PhD, FASc, FNAsc
DIRECTOR



Ramasubramonia Iyer S. FCA
(PARTNER)
M.NO. 203675

Place: Trivandrum
Date: 15.07.2016

FORM OF FINANCIAL STATEMENTS (NON-PROFIT ORGANISATIONS)
Name of Entity - RAJIV GANDHI CENTRE FOR BIOTECHNOLOGY, THIRUVANANTHAPURAM

**SCHEDULES FORMING PART OF INCOME AND EXPENDITURE ACCOUNT
FOR THE PERIOD/YEAR ENDED 31.03.2016**

SCHEDULE 13 - GRANTS/SUBSIDIES	(Amount - Rs)	
	Current Year	Previous Year
(Irrevocable Grants & Subsidies Received)		
1) Central Government		
Revenue Grant		
Main A/c	(8,546,245)	(9,606,733)
Opening Unspent Grant		325,000,000
Add: Grant Received during the year	327,000,000	
DBT	318,453,755	315,393,267
	40,556,506	33,623,053
Less: Capital Expenses Incurred during the year	(17,001,825)	(8,546,245)
Less: Closing Unspent balance of grant	23,554,681	25,076,808
Revenue Grant	294,899,074	290,316,459
Project A/c		
Grant received during the year		
Less: Capital Expenses incurred during the year		
Less: Closing unspent balance of grant.		
2) State Government(s)		
3) Government Agencies		
4) Institutions/Welfare Bodies(DST, CSIR,KVPY)		
5) International Organisations		
6) Others (Specify)		
TOTAL	294,899,074	290,316,459



M. BABU
FINANCE OFFICER



S. MOHANAN NAIR
CHIEF GENERAL MANAGER



Prof. M RADHAKRISHNA PILLAI
FRCPATH, PHD, FASC, FNASC
DIRECTOR

Vide our report of even date
For JVR & Associates
Chartered Accountants
FRN . 011121S






Ramasubramonia Iyer S. FCA
(PARTNER)
M.NO. 203675

Place: Trivandrum
Date: 15.07.2016

FORM OF FINANCIAL STATEMENTS (NON-PROFIT ORGANISATIONS)
Name of Entity - RAJIV GANDHI CENTRE FOR BIOTECHNOLOGY, THIRUVANANTHAPURAM
SCHEDULES FORMING PART OF INCOME AND EXPENDITURE ACCOUNT
FOR THE PERIOD/YEAR ENDED 31.03.2016

SCHEDULE 13 a - Grants/Subsidies - Second Campus	(Amount - Rs)	
	Current Year	Previous Year
(Irrevocable Grants & Subsidies Received)		
1) Central Government		
Revenue Grant	(9,873,097.00)	(9,873,097)
Main A/c	60,000,000.00	
Opening Unspent Grant		
Add: Grant Received during the year		
DBT	50,126,903.00	(9,873,097)
Less: Capital Expenses Incurred during the year	58,627,333.00	
Less: Closing Unspent balance of grant	(8,554,757.00)	(9,873,097)
Add: Amount Committed for Lab Equipments & Library Books in Previous year	50,072,576.00	
Project A/c	30,667.00	
Grant received during the year		
Less: Capital Expenses incurred during the year		
Less: Closing unspent balance of grant.		
2) State Government(s)		
3) Government Agencies		
4) Institutions/Welfare Bodies(DST, CSIR,KVPY)		
5) International Organisations		
6) Others (Specify)		
TOTAL	30,667.00	

 M. BABU FINANCE OFFICER	 Prof. M RADHAKRISHNA PILLAI FRCPath, PhD, FASc, FVAsc DIRECTOR	 Ramasubramonia Iyer S. FCA (PARTNER) M.NO. 203675
 S. MOHANAN NAIR CHIEF GENERAL MANAGER	Vide our report of even date For JVR & Associates Chartered Accountants FRN . 011121S	

FORM OF FINANCIAL STATEMENTS (NON-PROFIT ORGANISATIONS)
 Name of Entity - RAJIV GANDHI CENTRE FOR BIOTECHNOLOGY, THIRUVANANTHAPURAM
SCHEDULES FORMING PART OF INCOME AND EXPENDITURE ACCOUNT
FOR THE PERIOD/YEAR ENDED 31.03.2016

	(Amount - Rs)	
	Current Year	Previous Year
SCHEDULE 13 b - Grants/Subsidies - Summer Training Fund		
Revenue Allocation of Summer Training Fund (Scientist Share)		
Opening unspent balance of Summer Training Fund (Scientist Share)	1,030,604	1,336,339
Add: Summer Training Fee received (Scientist Share)	3,388,950	2,474,075
	4,419,554	3,810,414
Less: Amount Utilized for acquisition of capital asset	641,657	284,618
Less: Unspent balance of Summer Training Fund (Scientists Share)	725,832	1,030,604
	1,367,489	1,315,222
Revenue Allocation of Summer Training Fund (Scientist Share)	3,052,065	2,495,192
TOTAL	3,052,065	2,495,192

Vide our report of even date
 For JVR & Associates
 Chartered Accountants
 FRN . 011121S



Prof. M RADHAKRISHNA PILLAI
 FRCP(ath), PhD, FASc, FINASC
 DIRECTOR



M. BABU
 FINANCE OFFICER
 Place: Tiruvandrum
 Date: 15.07.2016



Ramasubramonia Iyer S. FCA
 (PARTNER)
 M.NO. 203675


**SCHEDULES FORMING PART OF INCOME AND EXPENDITURE ACCOUNT
FOR THE PERIOD/YEAR ENDED 31.03.2016**

SCHEDULE 14- FEES/SUBSCRIPTIONS		Sub Sch No	Current Year	Previous Year
1) Onetime Fees		1	-	-
2) Annual Fees/Subscriptions		2	54,550	38,575
3) Seminar/Program Fees				
4) Consultancy Fees				
5) Others (Specify)				
TOTAL			54,550	38,575

Note- Accounting Policies towards each item are to be disclosed


M. BABU
FINANCE OFFICER


S. MOHANAN NAIR
CHIEF GENERAL MANAGER


Prof. M RADHAKRISHNA PILLAI
FRCP^{ath}, PhD, FASc, FNASc
DIRECTOR

Vide our report of even date
For JVR & Associates
Chartered Accountants
FRN . 011121S



Ramasubramonia Iyer S. FCA
(PARTNER)
M.NO. 208675

Place: Trivandrum
Date: 15.07.2016

**SCHEDULES FORMING PART OF INCOME AND EXPENDITURE ACCOUNT
FOR THE PERIOD/YEAR ENDED 31.03.2016**

	(Amount - Rs)			
	Investment from Earmarked Fund		Investment - Others	
	Current Year	Previous Year	Current Year	Previous Year
(Income on Invest. from Earmarked/Endowment Funds transferred to Funds)				
1) Interest				
a) On Govt. Securities				
b) Other Bonds/Debentures				
2) Dividends:				
a) On Shares				
b) On Mutual Fund Securities				
3) Rents				
4) Others (Specify)				
TOTAL	NIL	NIL	NIL	NIL

Transferred to earmarked/endowment funds


M. BABU
FINANCE OFFICER


S. MOHANAN NAIR
CHIEF GENERAL MANAGER


Prof. M RADHAKRISHNA PILLAI
FRCPath, PhD, FASc, FNAsc
DIRECTOR

Vide our report of even date
For JVR & Associates
Chartered Accountants
FRN . 011121S


Ramasubramonia Iyer S. FCA
(PARTNER)
M.NO. 203675

Place: Trivandrum
Date: 15.07.2016

**SCHEDULES FORMING PART OF INCOME AND EXPENDITURE ACCOUNT
FOR THE PERIOD/YEAR ENDED 31.03.2016**

SCHEDULE 16- INCOME FROM ROYALTY, PUBLICATION ETC.	(Amount - Rs)	
	Current Year	Previous Year
1) Income from Royalty	-	
2) Income from Publications		
3) Others (specify)		
TOTAL	-	-


M. BABU
FINANCE OFFICER


S. MOHANAN NAIR
CHIEF GENERAL MANAGER

Vide our report of even date
For JVR & Associates
Chartered Accountants
FRN . 011121S



Prof. M RADHAKRISHNA PILLAI
FRCPATH, PhD, FASc, FNASc
DIRECTOR




Ramasubramonia Iyer S. FCA
(PARTNER)
M.NO. 203675

Place: Trivandrum
Date: 15.07.2016


**SCHEDULES FORMING PART OF INCOME AND EXPENDITURE ACCOUNT
FOR THE PERIOD/YEAR ENDED 31.03.2016**

SCHEDULE 17- INTEREST EARNED	(Amount - Rs)	
	Current Year	Previous Year
Main A/c		
1) On Term Deposits:		
a) With Scheduled Banks	7,915,321	7,987,251
b) With Non-Scheduled Banks		
c) With Institutions		
d) Others		
2) On Savings Accounts:		
a) With Scheduled Banks	6,648,985	2,251
b) With Non-Scheduled Banks		
c) With Institutions		
d) Others		
3) On Loans:		
a) Employees/Staff		
b) Others		
4) Interest on Debtors and Other Receivables		
Project A/c		
1) On Term Deposits:		
a) With Scheduled Banks	1,615,727	2,986,425
b) With Non-Scheduled Banks		
c) With Institutions		
d) Others		
2) On Savings Accounts:		
a) With Scheduled Banks	698,759	247,083
b) With Non-Scheduled Banks		
c) With Institutions		
d) Others		
3) On Loans:		
a) Employees/Staff		
b) Others		
4) Interest on Debtors and Other Receivables		
Interest on Income Tax Refund		1
TOTAL	16,878,792	11,223,010

Note- Tax deducted at source to be indicated



M. BABU
FINANCE OFFICER



Prof. M RADHAKRISHNA PILLAI
FRCPATH, PhD, FASc, FNASc
DIRECTOR



S. MOHANAN NAIR
CHIEF GENERAL MANAGER

Vide our report of even date
For JVR & Associates
Chartered Accountants
FRN . 011121S



Ramasubramonia Iyer S. FCA
(PARTNER)
M.NO. 203675

FORM OF FINANCIAL STATEMENTS (NON-PROFIT ORGANISATIONS)
Name of Entity - RAJIV GANDHI CENTRE FOR BIOTECHNOLOGY, THIRUVANANTHAPURAM

**SCHEDULES FORMING PART OF INCOME AND EXPENDITURE ACCOUNT
FOR THE PERIOD/YEAR ENDED 31.03.2016**

SCHEDULE 18- OTHER INCOME	SUB SCH NO.	(Amount - Rs)	
		Current Year	Previous Year
1) Profit on Sale/disposal of Assets:			
a) Owned assets			
b) Assets acquired out of grants, or received free of cost			
2) Export Incentives realized			
3) Fees for Miscellaneous Services			
4) Miscellaneous Income	3	19,539,362	11,653,780
TOTAL		19,539,362	11,653,780


M. BABU
FINANCE OFFICER


S. MOHANAN NAIR
CHIEF GENERAL MANAGER

Vide our report of even date
For JVR & Associates
Chartered Accountants
FRN . 011121S



Prof. M RADHAKRISHNA PILLAI
FRCPATH, PhD, FASc, FNAsc
DIRECTOR



Ramasubramonia Iyer S. FCA
(PARTNER)
M.NO. 203675

Place: Trivandrum
Date: 15.07.2016

FORM OF FINANCIAL STATEMENTS (NON-PROFIT ORGANISATIONS)
Name of Entity - RAJIV GANDHI CENTRE FOR BIOTECHNOLOGY, THIRUVANANTHAPURAM


**SCHEDULES FORMING PART OF INCOME AND EXPENDITURE ACCOUNT
FOR THE PERIOD/YEAR ENDED 31.03.2016**

SCHEDULE 19- INCREASE/(DECREASE) IN STOCK OF FINISHED GOODS & WORK IN PROGRESS	(Amount - Rs)	
	Current Year	Previous Year
a) Closing stock		
- <u>Finished Goods</u>	435,991	(238,693)
- Work-in-progress		
b) Less: Opening Stock		
- Finished Goods		
- <u>Work-in-progress</u>		
NET INCREASE/(DECREASE) [a-b]	435,991	(238,693)


M. BABU
FINANCE OFFICER


S. MOHANAN NAIR
CHIEF GENERAL MANAGER

Vide our report of even date
For JVR & Associates
Chartered Accountants
FRN . 011121S



Prof. M RADHAKRISHNA PILLAI
FRCPATH, PhD, FASc, FNAsc
DIRECTOR



Ramasubramonia Iyer S. FCA
(PARTNER)
M.NO. 203675

Place: Trivandrum
Date: 15.07.2016

FORM OF FINANCIAL STATEMENTS (NON-PROFIT ORGANISATIONS)
 Name of Entity - RAJIV GANDHI CENTRE FOR BIOTECHNOLOGY, THIRUVANANTHAPURAM
**SCHEDULES FORMING PART OF INCOME AND EXPENDITURE ACCOUNT
 FOR THE PERIOD/YEAR ENDED 31.03.2016**

SCHEDULE 20 - ESTABLISHMENT EXPENSES	SUB SCH NO.	(Amount - Rs)	
		Current Year	Previous Year
a) Salaries and Wages	4	141,605,089	131,930,601
b) Allowances and Bonus			
c) Contribution to Provident Fund			
d) Contribution to Other Fund (specify)			
e) Staff Welfare Expenses			
f) Expenses on Employees Retirement and Terminal Benefits			
g) Others (specify)			
TOTAL		141,605,089	131,930,601


M. BABU
 FINANCE OFFICER


S. MOHANAN NAIR
 CHIEF GENERAL MANAGER

Vide our report of even date
 For JVR & Associates
 Chartered Accountants
 FRN . 011121S



Prof. M RADHAKRISHNA PILLAI
 FRCPATH, PhD, FASc, FNASc
 DIRECTOR



Ramasubramonia Iyer S. FCA
 (PARTNER)
 M.NO. 203675

Place: Trivandrum
 Date: 15.07.2016

FORM OF FINANCIAL STATEMENTS (NON-PROFIT ORGANISATIONS)
Name of Entity - RAJIV GANDHI CENTRE FOR BIOTECHNOLOGY, THIRUVANANTHAPURAM


**SCHEDULES FORMING PART OF INCOME AND EXPENDITURE ACCOUNT
FOR THE PERIOD/YEAR ENDED 31.03.2016**

SCHEDULE 21- OTHER ADMINISTRATIVE EXPENSES ETC.	SUB SCH NO.	(Amount - Rs)	
		Current Year	Previous Year
a) Purchases			-
b) Labour and processing expenses			-
c) Cartage and Carriage Inwards			-
d) Electricity and power		24,005,532	20,508,540
e) Water charges		903,718	729,651
f) Insurance		143,621	136,733
g) Repairs and maintenance		6,247,104	7,088,852
h) Excise Duty		-	-
i) Rent, Rates and Taxes		15,999,883	12,066,606
j) Vehicles Running and Maintenance	6	1,755,988	1,183,169
k) Postage, Telephone and Communication Charges		1,004,486	892,892
l) Printing and Stationary		2,940,001	3,088,323
m) Travelling and Conveyance Expenses		7,554,276	6,306,695
n) Expenses on Seminar/Workshops		9,290,646	9,289,247
o) Subscription Expenses		109,683	390,402
p) Expenses on Fees- Library Journals			
q) Auditors Remuneration		86,250	85,500
r) Hospitality Expenses		1,971,846	298,876
s) Professional Charges		12,557,408	10,754,213
t) Provision for Bad and Doubtful Debts/Advances		-	-
u) Irrecoverable Balances Written-off		-	-
v) Packing Charges		-	--
w) Freight and Forwarding Expenses		-	-
x) Distribution Expenses		-	--
y) Advertisement and Publicity		8,310,168	8,248,546
z) Others (specify)	5	60,444,042	81,096,261
TOTAL		153,324,652	162,164,506


M. BABU
FINANCE OFFICER


S. MOHANAN NAIR
CHIEF GENERAL MANAGER

Vide our report of even date
For JVR & Associates
Chartered Accountants
FRN . 011121S



Prof. M RADHAKRISHNA PILLAI
FRCPATH, PhD, FASc, FNASc
DIRECTOR



Ramasubramonia Iyer S. FCA
(PARTNER)
M.NO. 203675

Place: Trivandrum
Date: 15.07.2016

**SCHEDULES FORMING PART OF INCOME AND EXPENDITURE ACCOUNT
FOR THE PERIOD/YEAR ENDED 31.03.2016**


SCHEDULE 22 - EXPENDITURE ON GRANTS, SUBSIDIES ETC.	(Amount - Rs)	
	Current Year	Previous Year
a) Grants given to Institutions/Organisations		
b) Subsidies given to Institutions/Organisations		
TOTAL	NIL	NIL

Note - Name of the Entities, their Activities along with the amount of Grants/Subsidies are to be disclosed.


M. BABU
FINANCE OFFICER


S. MOHANAN NAIR
CHIEF GENERAL MANAGER

Vide our report of even date
For JVR & Associates
Chartered Accountants
FRN . 011121S



Prof. M RADHAKRISHNA PILLAI
FRCPATH, PhD, FASc, FNAsc
DIRECTOR



Ramasubramonia Iyer S. FCA
(PARTNER)
M.NO. 203675

Place: Trivandrum
Date: 15.07.2016

**SCHEDULES FORMING PART OF INCOME AND EXPENDITURE ACCOUNT
FOR THE PERIOD/YEAR ENDED 31.03.2016**

SCHEDULE 23 - INTEREST	(Amount - Rs)	
	Current Year	Previous Year
a) On Fixed Loans		
b) On Other Loans (including Bank Charges)		
c) Others (specify)		
TOTAL	NIL	NIL


M. BABU
FINANCE OFFICER


S. MOHANAN NAIR
CHIEF GENERAL MANAGER

Vide our report of even date
For JVR & Associates
Chartered Accountants
FRN . 011121S



Prof. M RADHAKRISHNA PILLAI
FRCPATH, PhD, FASc, FNAsc
DIRECTOR




Ramasubramonia Iyer S. FCA
(PARTNER)
M.NO. 203675

Place: Trivandrum
Date: 15.07.2016

SCHEDULES FORMING PART OF BALANCE SHEET 31.03.2016

SCHEDULE 26 - UNSPENT BALANCE OF GRANT	(Amount - Rs)	
	Current Year	Previous Year
a) Opening balance of the funds	(8,546,245)	(9,606,733)
b) Additions to the Funds:		
i. Donation/grants		
DBT 327,000,000	327,000,000	325,000,000
ii. Income from investments made on account of funds		
iii. Other additions (specify nature)		
TOTAL (a+b)	318,453,755	315,393,267
c) Utilisation/Expenditure towards objectives of funds		
i. Capital Expenditure		
-Fixed Assets -	40,556,506	33,623,053
-Others		
Total	40,556,506	33,623,053
ii. Revenue Expenditure		
-Salaries, Wages and allowances etc.	141,605,089	131,930,601
-Rent	15,999,883	12,066,606
-Other Administrative expenses	137,294,102	146,319,252
Total	294,899,074	290,316,459
TOTAL (c)	335,455,580	323,939,512
NET BALANCE AS AT THE YEAR-END (a+b-c)	(17,001,825)	(8,546,245)




M. BABU
FINANCE OFFICER



S. MOHANAN NAIR
CHIEF GENERAL MANAGER

Vide our report of even date
For JVR & Associates
Chartered Accountants
FRN . 011121S



Prof. M RADHAKRISHNA PILLAI
FRCPATH, PhD, FASc, FNASc
DIRECTOR



Ramasubramonia Iyer S. FCA
(PARTNER)
M.NO. 20367S

Place: Trivandrum
Date: 15.07.2016

RAJIV GANDHI CENTRE FOR BIOTECHNOLOGY, THIRUVANANTHAPURAM

SCHEDULES FORMING PART OF BALANCE SHEET 31.03.2016

SCHEDULE 26 a - UNSPENT BALANCE OF GRANT	(Amount - Rs)	
	Current Year	Previous Year
a) Opening balance of the funds	(9,873,097)	(9,873,097)
b) Additions to the Funds:		
i. Donation/grants	60,000,000	
DBT	-	-
ii. Income from investments made on account of funds		
iii. Other additions (specify nature)		
TOTAL (a+b)	50,126,903	9,873,097
c) Utilisation/Expenditure towards objectives of funds		
i. Capital Expenditure		
-Fixed Assets -	58,650,993	
-Others		
Total	58,650,993	-
ii. Revenue Expenditure		
-Salaries, Wages and allowances etc.	-	-
-Rent	-	-
-Other Administrative expenses	30,667	-
Total	30,667	-
TOTAL (c)	58,681,660	-
NET BALANCE AS AT THE YEAR-END (a+b-c)	(8,554,757)	(9,873,097)


M. BABU
 FINANCE OFFICER


S. MOHANAN NAIR
 CHIEF GENERAL MANAGER

Vide our report of even date
 For JVR & Associates
 Chartered Accountants
 FRN . 011121S



Prof. M RADHAKRISHNA PILLAI
 FRCPATH, PhD, FASc, FNASc
 DIRECTOR



Ramasubramonia Iyer S. FCA
 (PARTNER)
 M.NO. 203675

Place: Trivandrum
 Date: 15.07.2016


**SCHEDULES FORMING PART OF INCOME AND EXPENDITURE ACCOUNT
FOR THE PERIOD/YEAR ENDED 31.03.2016**

SCHEDULE 28 PROJECT EXPENSES	(Amount - Rs)	
	Current Year	Previous Year
Bank Charges	18,146	32,003
Consumables	33,763,761	34,441,079
Contingency	18,223,679	8,283,251
Departmental Assistance - UGC		1,23,000
Fellowship	26,675,825	19,375,749
Manpower	28,292,319	22,567,680
Overhead	2,743,227	1,631,059
STF Contingency	3,205,405	4,109,109
Technical Assistance	60,000	44,600
IYBA project award	200,000	100,000
Publication charges	142,284	-
Travel	4,278,451	4,129,030
TOTAL	117,603,097	94,836,560


M. BABU
FINANCE OFFICER


S. MOHANAN NAIR
CHIEF GENERAL MANAGER

Vide our report of even date
For JVR & Associates
Chartered Accountants
FRN . 011121S



Prof. M RADHAKRISHNA PILLAI
FRCPATH, PhD, FASc, FNAsc
DIRECTOR



Ramasubramonia Iyer S. FCA
(PARTNER)
M.NO. 203675

Place: Trivandrum
Date: 15.07.2016


RAJIV GANDHI CENTRE FOR BIOTECHNOLOGY, THIRUVANANTHAPURAM


**SCHEDULES FORMING PART OF INCOME AND EXPENDITURE ACCOUNT
FOR THE PERIOD/YEAR ENDED 31.03.2016**

SCHEDULE 29 UNSPENT BALANCE OF SUMMER TRAINING FUND	(Amount - Rs)	
	Current Year	Previous Year
Opening unspent balance of Summer Training Fund (Scientist Share)	1,030,604	1,336,339
Add: Summer Training Fee received (Scientist Share)	3,388,950	2,474,075
Less: Amount Utilized for acquisition of capital asset	641,657	284,618
Less: Revenue Allocation of Summer Training Fund (Scientist Share)	3,052,065	2,495,192
Unspent balance of Summer Training Fund (Scientist Share)	3,693,722	2,779,810
TOTAL	725,832	1,030,604


Vide our report of even date
For JVR & Associates
Chartered Accountants
FRN . 011121S


Prof. M RADHAKRISHNA PILLAI
FRCPath, PhD, FASc, FNASc
DIRECTOR


M. BABU
FINANCE OFFICER


S. MOHANAN NAIR
CHIEF GENERAL MANAGER

Place: Trivandrum
Date: 15.07.2016


Ramasubramonia Iyer S. FCA
(PARTNER)
M.NO. 203675

FORM OF FINANCIAL STATEMENTS (NON-PROFIT ORGANISATION)
Name of Entity - RAJIV GANDHI CENTRE FOR BIOTECHNOLOGY, THIRUVANANTHAPURAM

**SUB SCHEDULES FORMING PART OF INCOME & EXPENDITURE
AS AT 31.03.2016**

SUB SCH NO.	PARTICULARS	(Amount-Rs)	
		Current Year	Previous Year
	FEES/SUBSCRIPTIONS		
1	Entrance Fees	-	-
2	Annual Fees	-	-
	Fee for Phd Registration	54,550	38,575
		54,550	38,575
3	Miscellaneous Income		-
	RTI Fee	172	156
	Library Income	2,093	27,034
	Other Receipts	551,084	1,279,000
	DNA Barcoding Test Fee	1,476,810	851,770
	DNA Test Fee	1,331,841	1,728,501
	Fee for Various Tests	367,243	192,834
	RFDF Training Fee	24,370	57,850
	Animal Research Facility test fee	10,000	27,750
	Summer Training Fee	3,292,550	2,441,500
	LMMD Test Fee	7,523,906	4,257,959
	Molecular Platform Assay	151,975	4,895
	Proteomics Facility	704,319	235,849
	OTV Services	274,535	761,125
	FLAIR National Internship Program		20,000
	Cost of Tender	4,950	42,560
	Guest House Rent	48,750	52,250
	Hostel Room Rent	3,752,684	801,698
	Rent From Bank	22,080	22,080
		19,539,362	11,653,780


FORM OF FINANCIAL STATEMENTS (NON-PROFIT ORGANISATION)
Name of Entity - RAJIV GANDHI CENTRE FOR BIOTECHNOLOGY, THIRUVANANTHAPURAM
SUB SCHEDULES FORMING PART OF INCOME & EXPENDITURE
AS AT 31.03.2016

SUB SCH NO.	PARTICULARS	(Amount-Rs)	
		Current Year	Previous Year
4	ESTABLISHMENT EXPENSES		
	Salaries and Wages		
	DA	42,125,300	37,263,434
	Earned Leave Encashment	2,227,981	1,230,822
	Employer NPS Contribution	2,132,654	2,075,822
	Employer Pension Contribution LIC	6,808,417	6,428,497
	PF Employer	-	556,920
	Medical Reimbursement	3,903,336	3,059,388
	Salary	71,894,076	70,152,029
	Wages to Staff	9,794,350	6,882,480
	Bonus	134,706	137,296
	Children Education Allowance	1,009,311	1,064,155
	Leave Travel Concession	373,386	2,123,239
	Overtime Allowance	65,850	60,432
	Gratuity	200,000	100,000
	Leave Salary	404,757	-
Medical Insurance	530,965	796,087	
	141,605,089	131,930,601	


M. BABU
FINANCE OFFICER


S. MOHANAN NAIR
CHIEF GENERAL MANAGER

Vide our report of even date
For JVR & Associates
Chartered Accountants
FRN . 011121S



Prof. M RADHAKRISHNA PILLAI
FRCPATH, PhD, FASc, FNASc
DIRECTOR



Ramasubramonia Iyer S. FCA
(PARTNER)
M.NO. 203675

Place: Trivandrum
Date: 15.07.2016

